

FACTBOOK 2016-17



CNM 
Central New Mexico
Community College

CENTRAL NEW MEXICO COMMUNITY COLLEGE



MESSAGE FROM THE PRESIDENT

Thanks for taking the time to browse through our 2016-17 Annual Report and Fact Book. There are plenty of numbers in this document that exemplify why CNM is so important to our students, community and economy, and how our vision of “Changing Lives, Building Community” comes to life every day. None are more indicative of our impact on the community than the numbers of students who are persevering and graduating. In 2014-15, CNM ranked No. 1 in the nation among 1,100-plus community colleges for the number of associate degrees and certificates earned by both Hispanics and Native Americans. And we ranked second in the total number of associate degrees and certificates awarded (8,299). But we didn’t rest after that remarkable accomplishment. In 2016-17, CNM awarded 13,778 associate degrees and certificates to 9,075 students, both of which are all-time records at CNM (national statistics for 2016-17


haven’t been released by the US Department of Education yet).

While we’ve accomplished so much over the past year, and in recent years, CNM will never stop striving to do better – to help more students persevere, graduate and achieve their career goals; to keep developing cutting-edge programs that support economic growth in our state; and to contribute to a better quality of life for all in central New Mexico.

Sincerely,

Dr. Katharine W. Winograd
CNM President

BETTER OUTCOMES



CNM tuition is **1/5th** the cost of a four-year university in New Mexico.



On average, income increases **\$10,000** per year with an Associate Degree, compared with just a high school diploma.

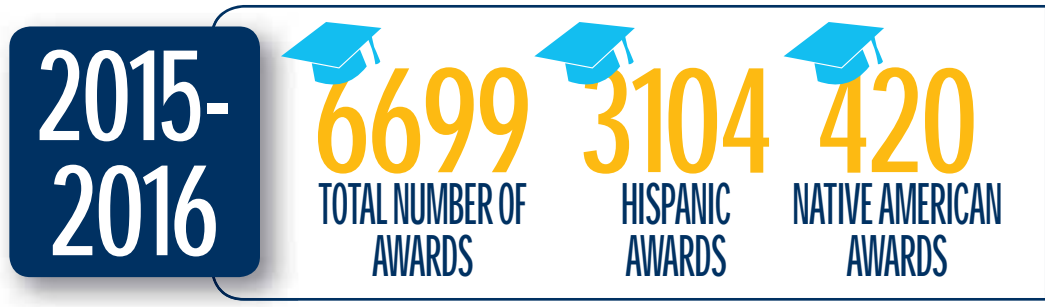


TABLE OF CONTENTS

HISTORY OF CNM	4
DEGREES AND CERTIFICATES	5
STUDENT SUCCESS	9
DUAL CREDIT STUDENTS	13
ADULT BASIC EDUCATION	14
DEVELOPMENTAL EDUCATION	15
DISTANCE LEARNING	17
CNM INGENUITY, INC.	19
FACULTY	20
STAFF	22
LOCATIONS	24
REVENUES AND EXPENDITURES	26
GRANTS AND CONTRACTS	27
CNM FOUNDATION	28



OUR MISSION STATEMENT

MISSION

Be a Leader in Education and Training

VISION

Changing Lives, Building Community

CORE VALUES

Be Caring, Be Ethical, Be Inspiring,
Be Courageous, Be Connected, Be Exceptional -
Be CNM.



STRATEGIC GOALS

STUDENT SUCCESS

Ensure learning and support that promotes student persistence in achievement of education and training goals.

COMMUNITY SUCCESS

Lead and support high value workforce and community engagement.

ORGANIZATIONAL EXCELLENCE AND INNOVATION

Define CNM as a high quality organization and transformational workplace.



CNM HAS BEEN ‘CHANGING LIVES, BUILDING COMMUNITY’ SINCE 1965

Central New Mexico Community College (CNM) is the largest, most comprehensive community college in New Mexico, serving 36,784 students during the 2016-17 academic year at a variety of sites in Albuquerque and Rio Rancho, New Mexico. CNM also has the largest undergraduate student body among all higher education institutions in New Mexico.

CNM opened in 1965 as Albuquerque Technical Vocational Institute and began offering associate degrees in 1986. Today, CNM offers certificates and associate degrees in more than 100 programs of study, ranging from career technical education courses to arts and sciences classes that transfer to universities. Tuition at CNM is one-fifth the cost of tuition at state universities.

Advisory committees that include representatives from local businesses and industries help CNM develop programs to ensure that students acquire the skills needed for success in the workplace. CNM also works with local business and industry to provide non-credit, customized workforce training programs. CNM collaborates continuously with local industry and businesses to ensure the college's credit and non-credit programs meet the needs of the local economy.

The college has strong partnerships with universities around the state and public school districts in the region to provide students with many education options. CNM has transfer agreements with all of the public universities in the state, and it provides high school students with the opportunity to take CNM classes that count for both high school and college credit, tuition-free. CNM also offers more online learning course sections than any higher education institution in New Mexico.

In the 2014-15 academic year, CNM ranked No. 1 among more than 1,100 community colleges in the country for the number of associate degrees and certificates it awarded to Hispanics and Native Americans. CNM ranked No. 2 in the country for the overall number of associate degrees and certificates awarded.

In 2013, CNM was named the winner of the national Student Success Award by the American Association of Community Colleges for its innovative student support model and significant gains in the number of students graduating.

DEGREES AND CERTIFICATES AWARDED

CNM is the best higher education value in the state of New Mexico with programs designed to meet the workforce needs of the region. Tuition for Arts and Sciences courses is about one-fifth the cost of state universities, allowing students and their families to save money on the first two years of a bachelor's degree. During the 2016-2017 fiscal year, CNM introduced 30 new programs.

NEW PROGRAMS:

1. Beverage Management, Certificate of Completion
2. Sustainable Building Technology, Certificate of Completion
3. Brewing Technology, Certificate of Achievement
4. Brewing and Beverage Management (AAS)
5. Community Health Worker, Certificate of Achievement
6. Computer Information Systems (AAS), Computer Support Specialist Concentration
7. Computer Information Systems (AAS), Web Programming Concentration
8. Computer Information Systems (Certificate of Completion), Cloud Technology
9. Computer Information Systems (Certificate of Completion), Computer Programming
10. Computer Information Systems (Certificate of Completion), Computer Support Specialist
11. Computer Information Systems (Certificate of Completion), Network Administration
12. Computer Information Systems (Certificate of Completion), Systems Administration
13. Computer Information Systems (Certificate of Completion), Web Programming
14. Construction for Film, Certificate of Completion
15. Culinary Arts (AAS), Beverage Management Concentration
16. Customer Service Representative, Certificate of Completion
17. ESOL (English for Speakers of Other Languages) Communication and Culture, Certificate of Completion
18. Earth and Planetary Science (AS)
19. Emergency Medical Services (Certificate of Completion), Emergency Room Technician
20. Film Technology (AAS)
21. General Studies, Certificate of Completion
22. Geography (AA)
23. Health, Wellness, and Public Safety (HWPS), Certificate of Completion
24. Home Health Aide, Certificate of Achievement
25. Polysomnographic Technology (AAS)
26. Pre-Health Science (AS), Pre-Medical Concentration
27. Pre-Health Science, Pre-Medical Certificate of Completion
28. Rapid Prototyping and Innovative Design, Certificate of Achievement
29. Retail Management, Certificate of Completion
30. Surveying Technology, Certificate of Completion

CNM's goal is to continue increasing the number of graduates per year through 2020 in order to help New Mexico be among the top 10 in the nation in associate degree attainment.

DEGREES AND CERTIFICATES AWARDED

CERTIFICATES

Certificates CERT

ASSOCIATE DEGREES

Associate of Arts AA

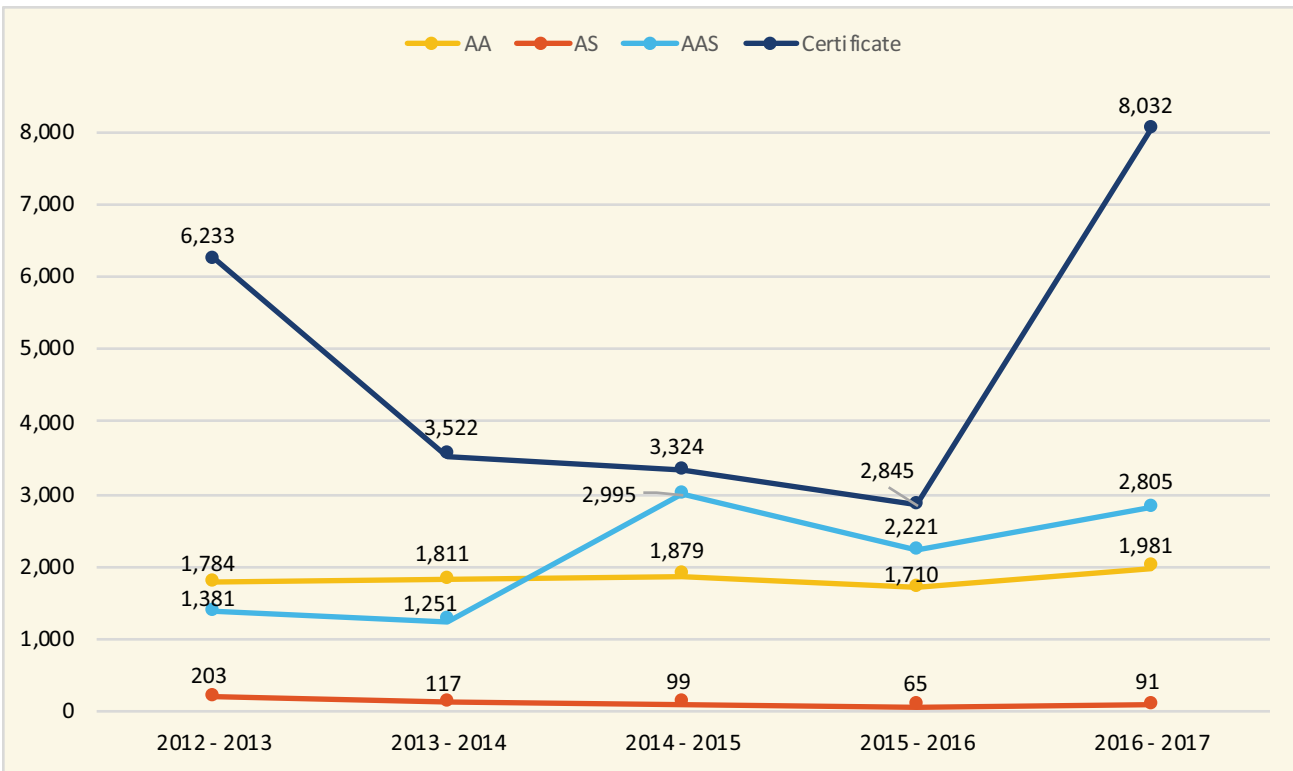
Associate of Science AS

AA

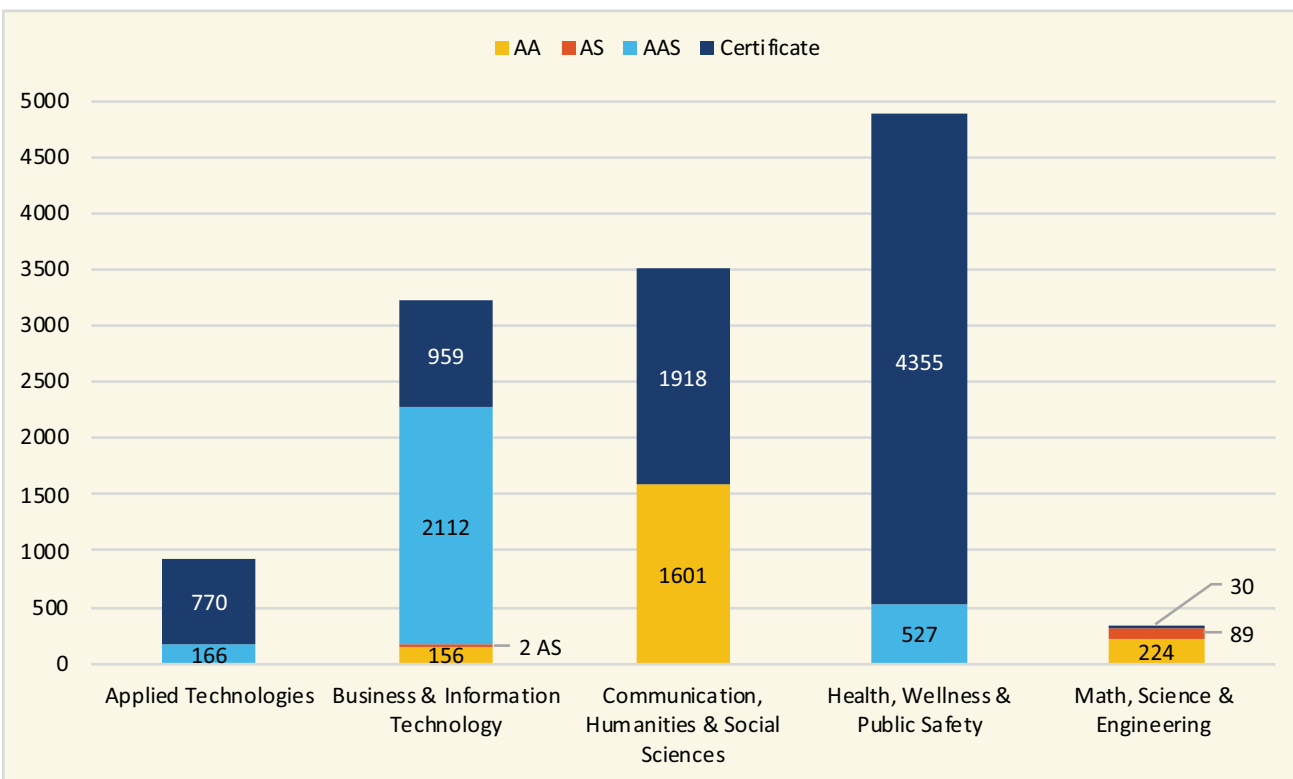
AS

Associate of Applied Science AAS

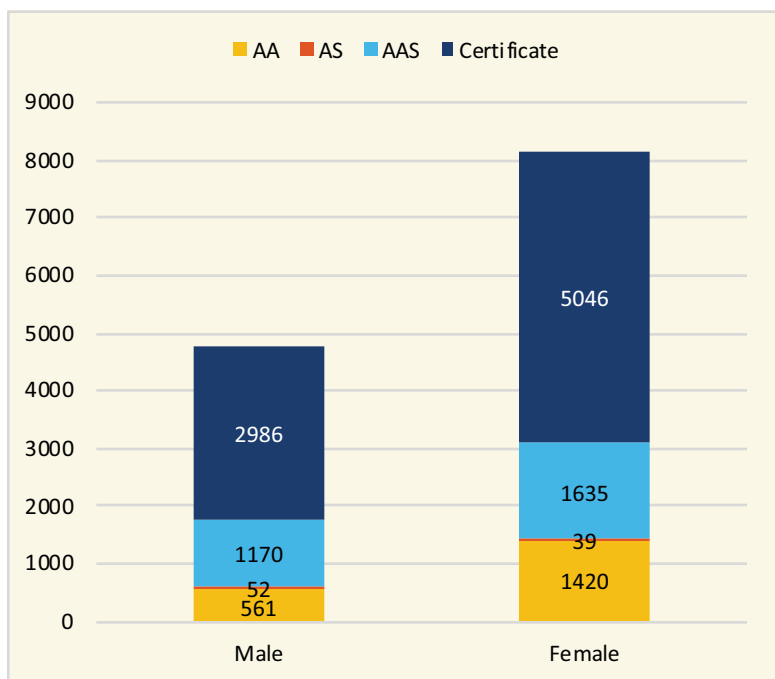
AAS



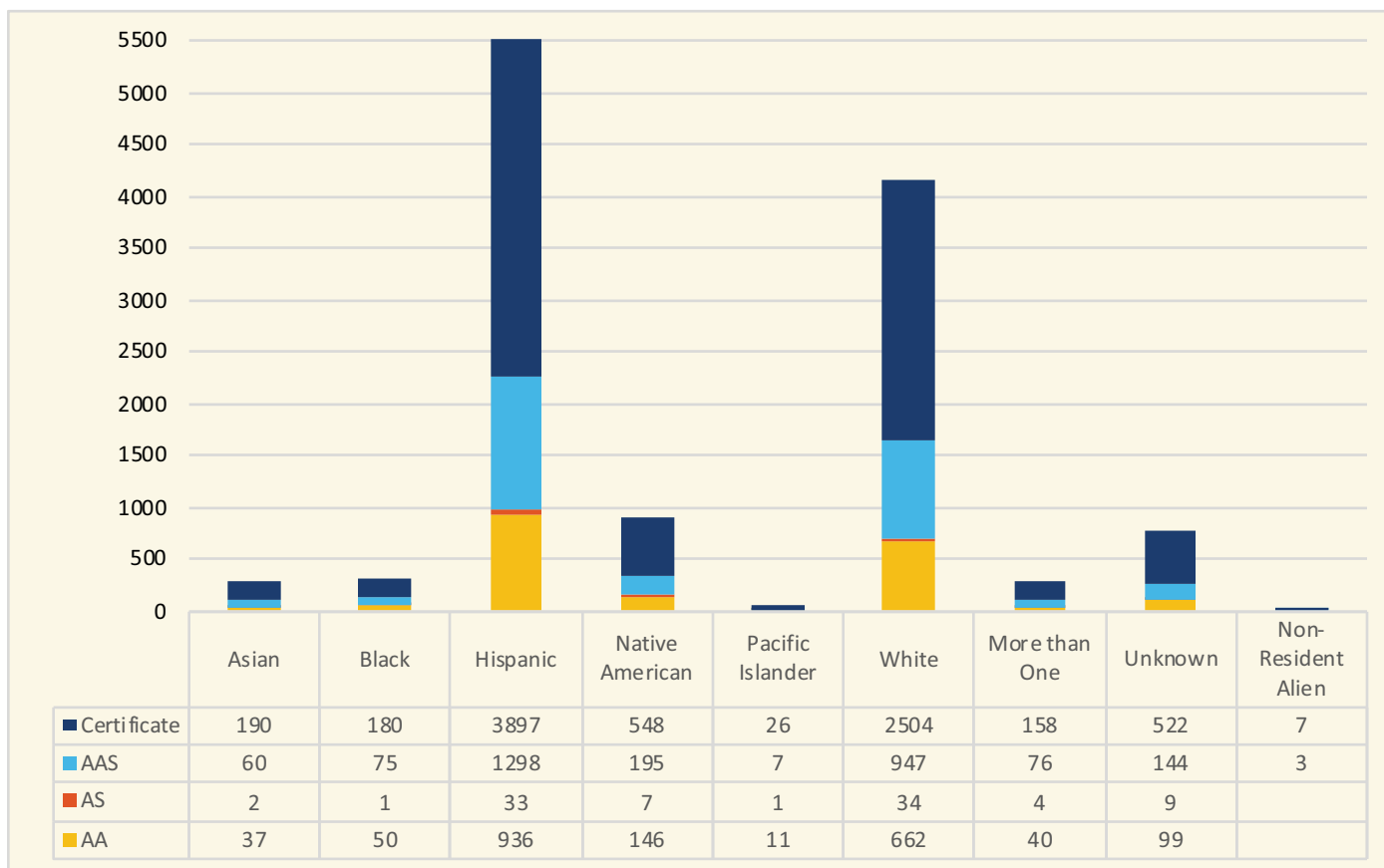
DEGREES AND CERTIFICATES AWARDED BY SCHOOL



DEGREES AND CERTIFICATES AWARDED BY GENDER

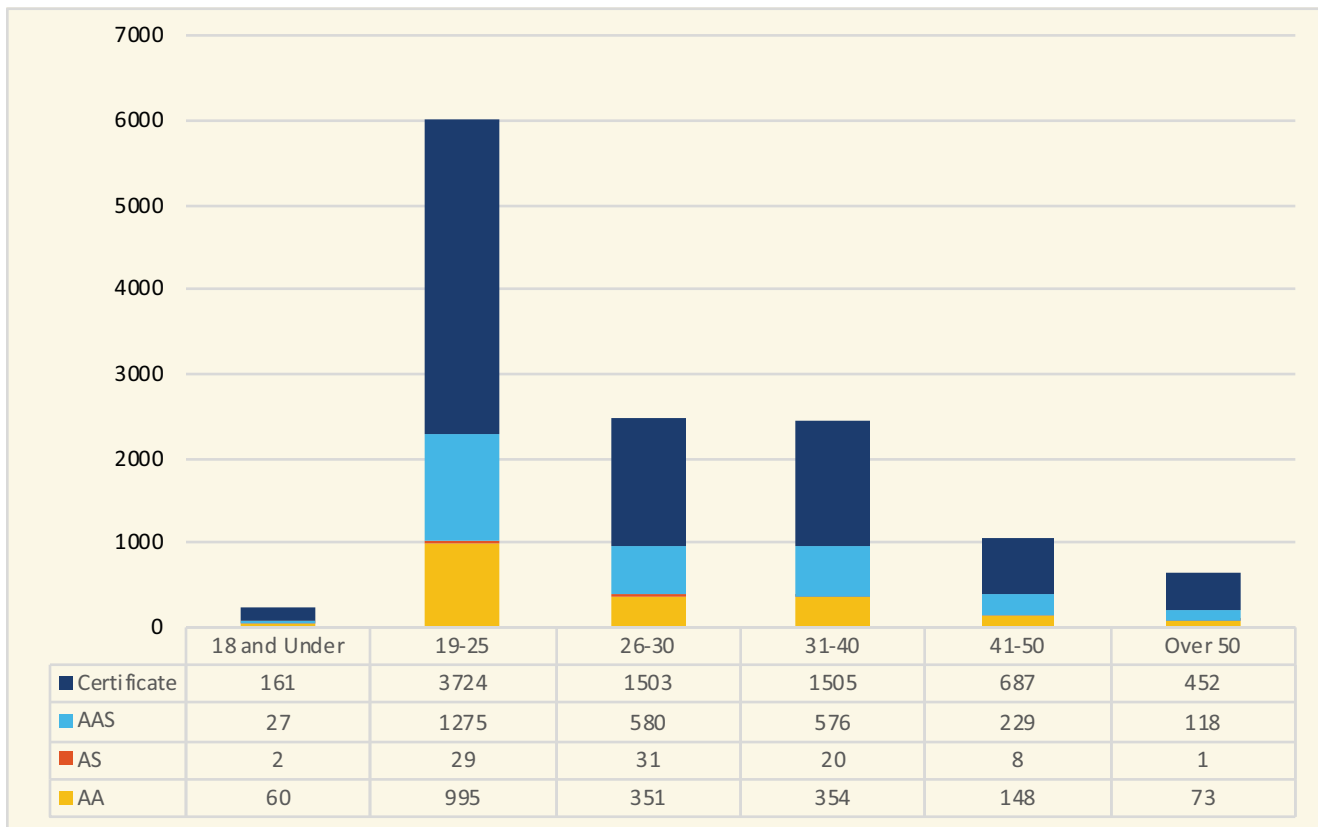


DEGREES AND CERTIFICATES AWARDED BY ETHNICITY





DEGREES AND CERTIFICATES AWARDED BY AGE GROUP





STUDENT SUCCESS

CNM enrolled 36,784 students during the 2016-2017 fiscal year. Of these, 93 percent were enrolled on a part-time basis. The enrollment full-time equivalent (FTE) was 15,533. Eighty-two percent received in-district tuition rates. Fifty-seven percent were female, and 49 percent were Hispanic. Fifty-two percent were freshmen (i.e., students having completed fewer than 30 semester credits). The predominant age group was 19-25 (representing 41 percent), and the average student age was 27.

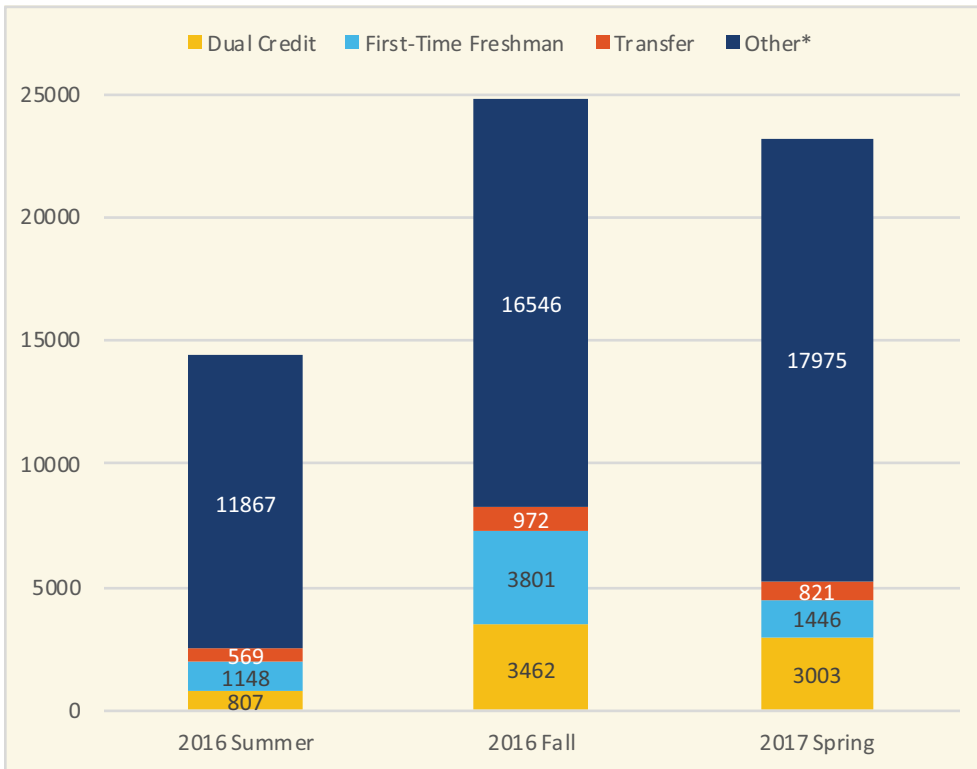
CNM enrolled 55 students in the new certificate program English for Speakers of Other Languages (ESOL) through the School of Adult & General Education. Another 2,966 students were either undecided about what award to pursue or were 'visitors' (students not intending to obtain awards). These groups are not shown in the graphs in this section.

Together, 16,001 CNM students received a total of \$24,407,085 in grants, 8,923 received a total of \$5,137,965 in scholarships, 3,082 took out a total of \$7,666,751 in student loans, and 451 received a total of \$1,655,863 in Work Study funds.

Students who earn an associate degree from CNM can expect to earn \$10,700 more per year, on average, than someone with a high school diploma. According to Complete College America, by the year 2020, 61 percent of all jobs will require at least a certificate or associate degree. Due to CNM's affordability, 78 percent of CNM students graduate with no student loan debt, which is 16 percent better than the national average.

STUDENT SUCCESS

STUDENT ENROLLMENT STATUS BY TERM

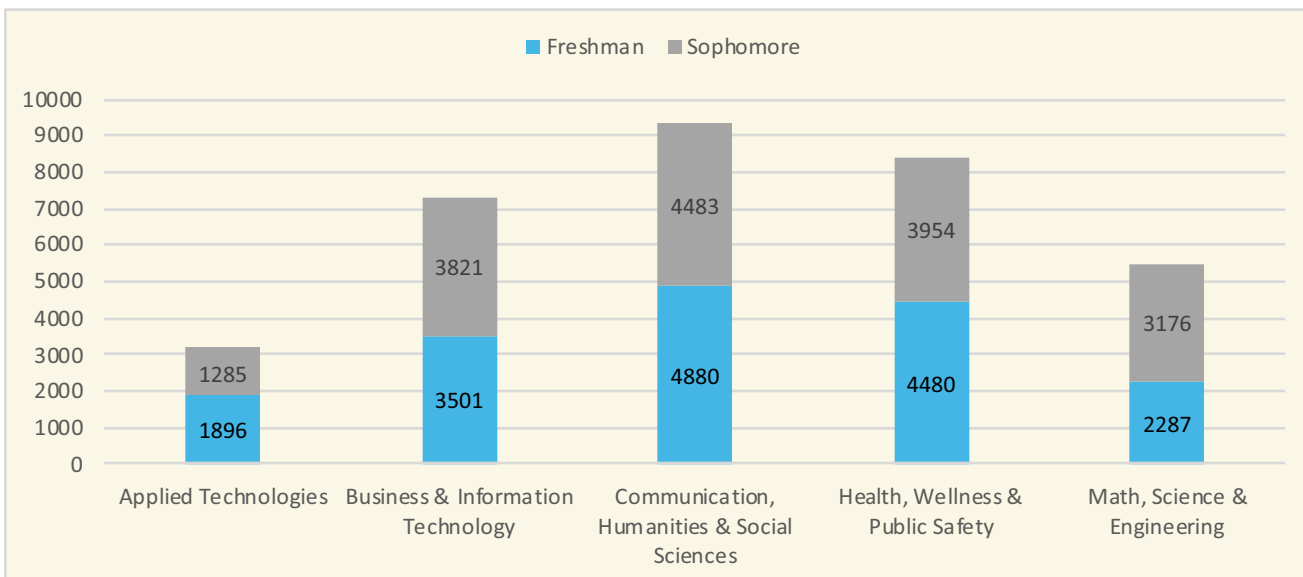


* "Other" includes continuing, returning, visiting, and College & Career Bound students.



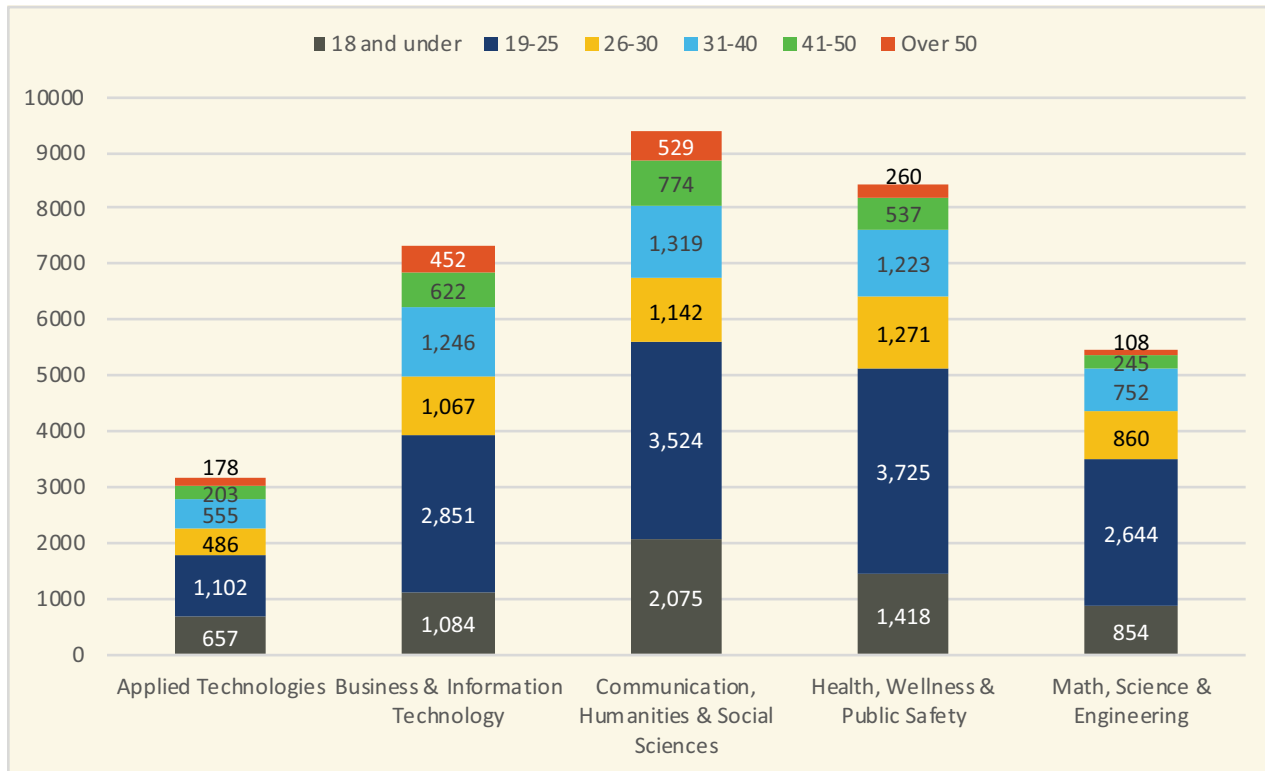
"CNM has small class sizes and great instructors."

STUDENT ENROLLMENT LEVELS BY SCHOOL

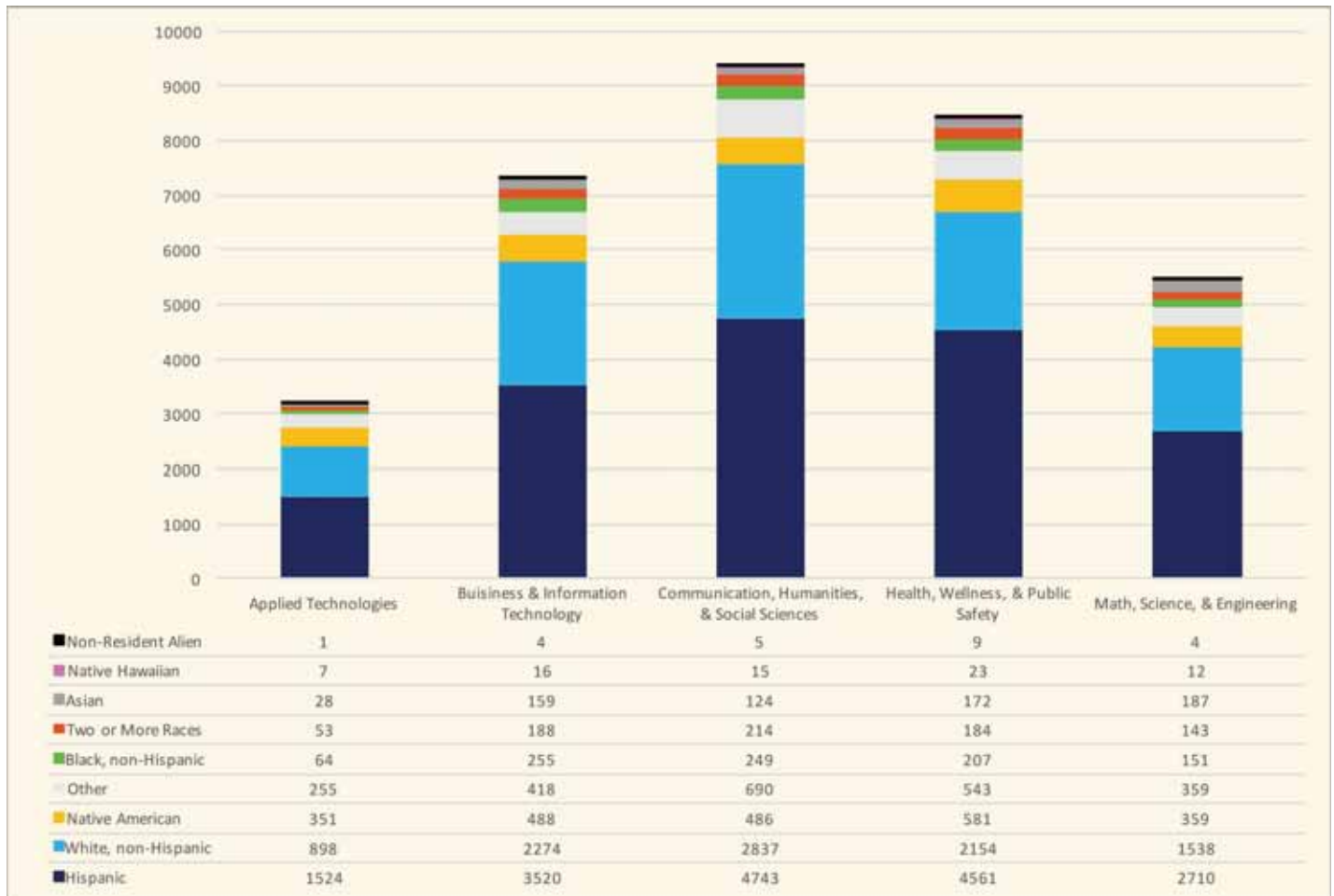




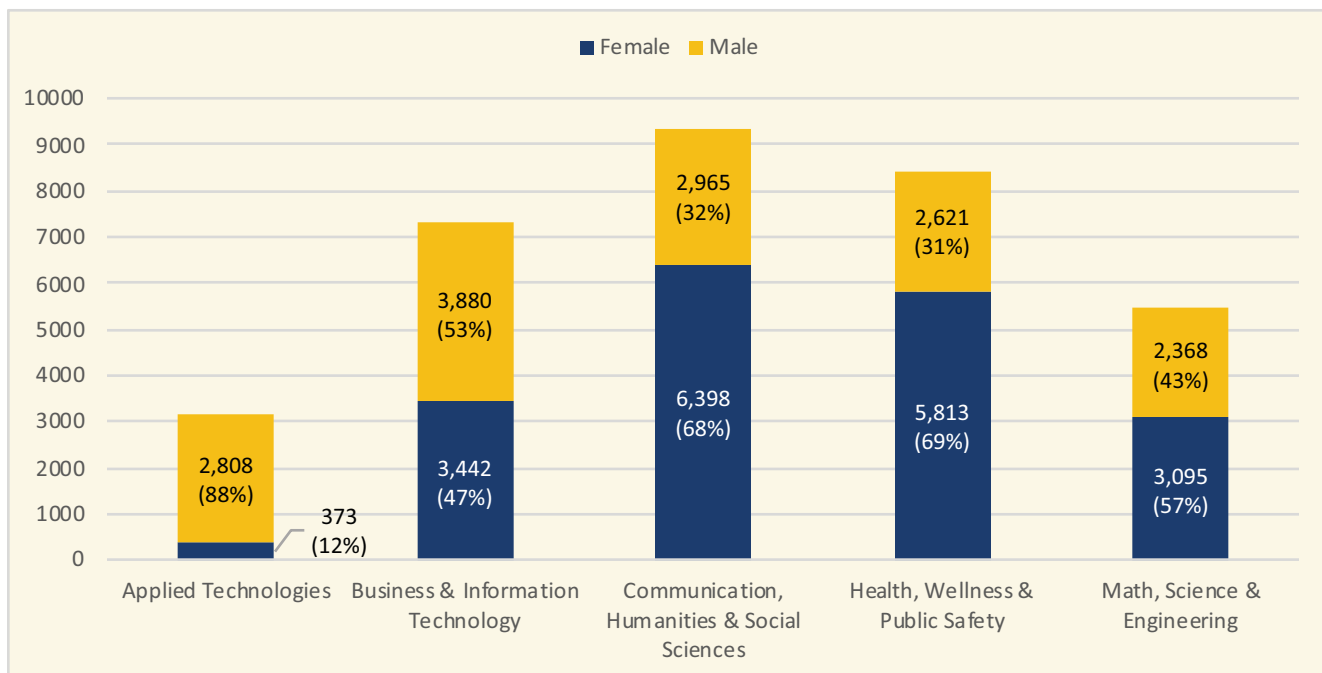
STUDENT ENROLLMENT BY SCHOOL: AVERAGE AGE



STUDENT ENROLLMENT BY SCHOOL: ETHNICITY

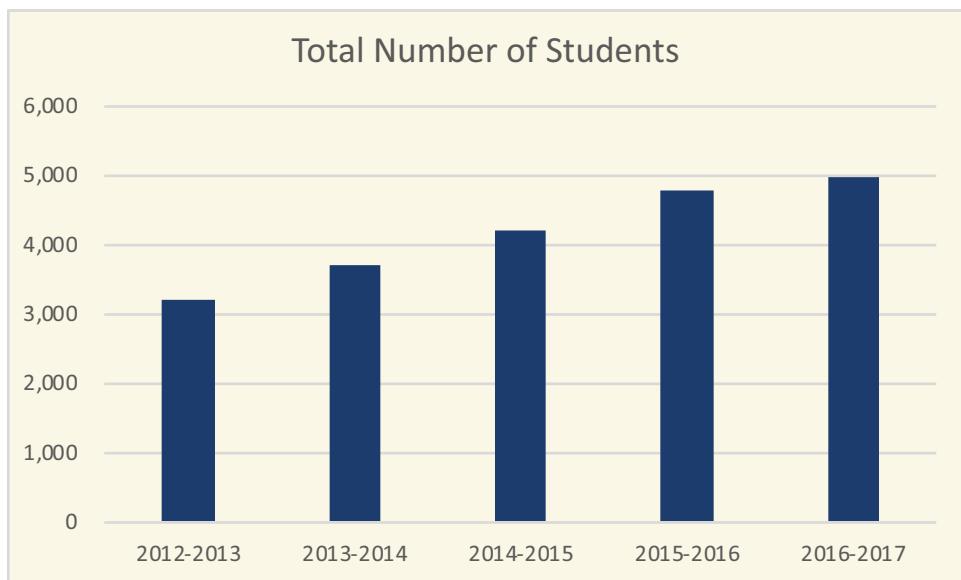


STUDENT ENROLLMENT BY SCHOOL: GENDER



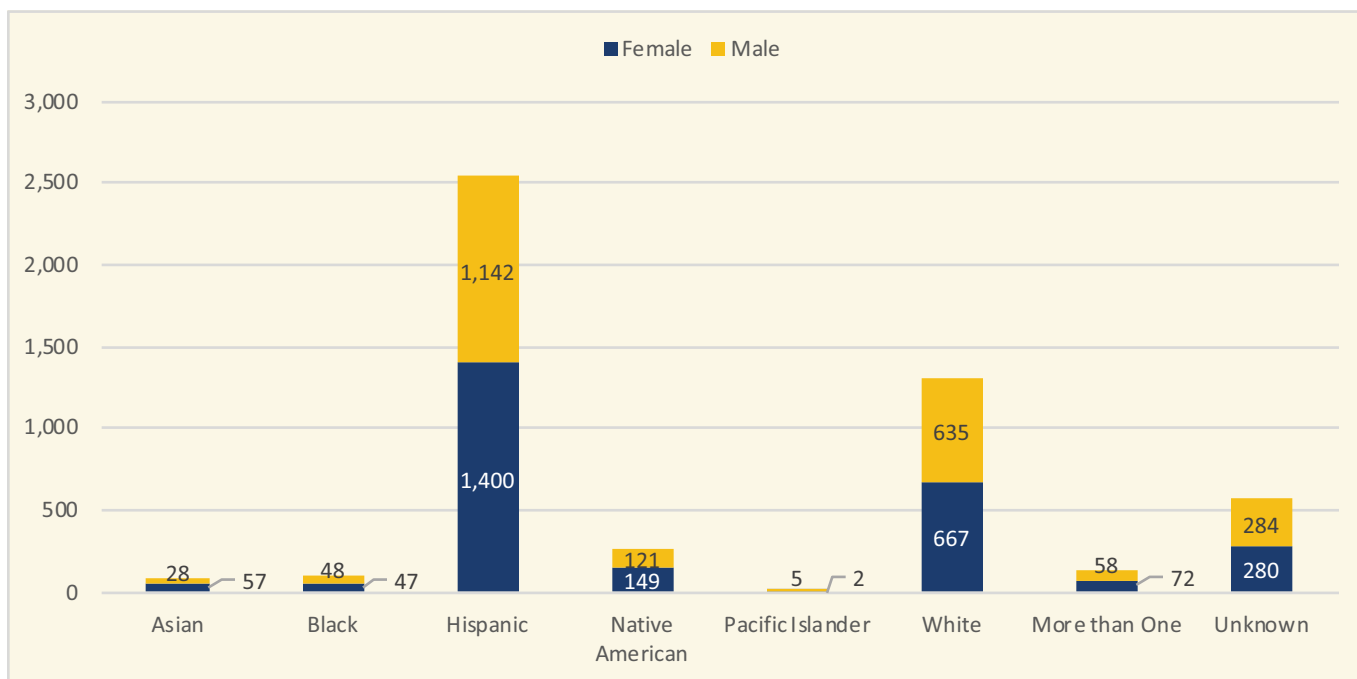
DUAL CREDIT STUDENTS

STUDENT FIVE-YEAR ENROLLMENT



“CNM has great instructors that have worked with me one-on-one.”

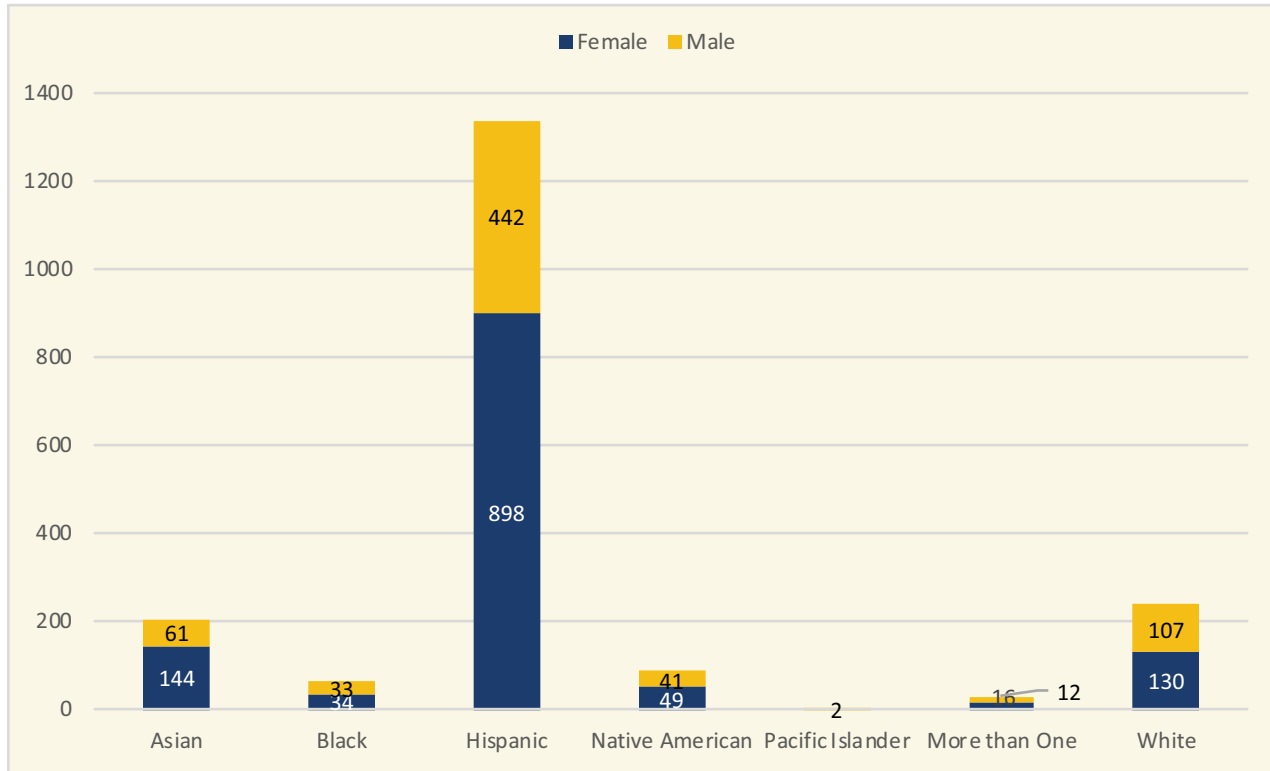
STUDENT ENROLLMENT BY GENDER AND ETHNICITY



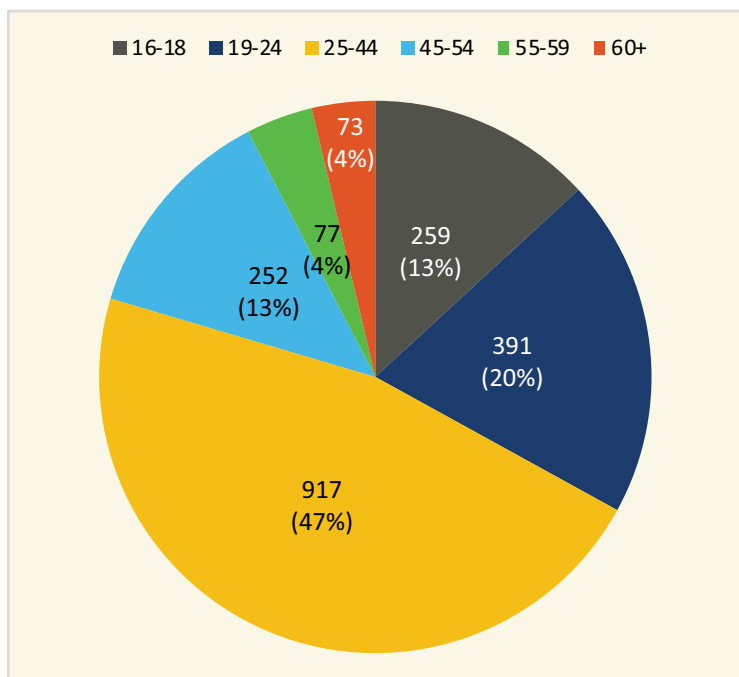
ADULT BASIC EDUCATION

During the 2016-2017 fiscal year, 1,969 students participated in at least 12 contact hours of Adult Basic Education courses at CNM. Eighty-three students took and passed High School Equivalency exams (GED or HiSET).

STUDENT ENROLLMENT BY GENDER AND ETHNICITY



STUDENT ENROLLMENT BY AGE



“CNM helped me to pursue my passions.”

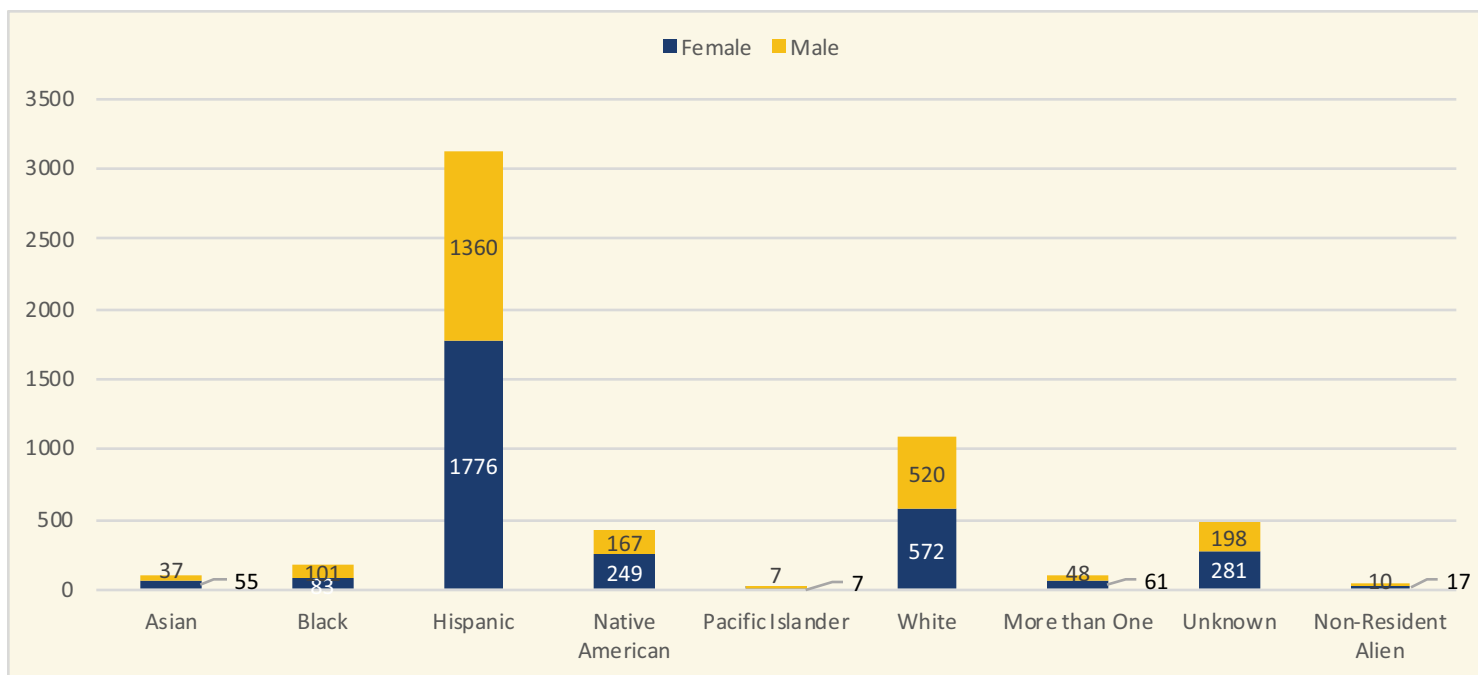


DEVELOPMENTAL EDUCATION

Consistent with a national trend prompted by Complete College America and changing guidelines from the New Mexico Higher Education Department, CNM redesigned its developmental education offerings over the past few years to facilitate earlier entry into college-level courses and decrease the amount of time spent solely in remediation. A reduction in overall developmental education enrollment was a direct and intentional effect of the redesign.

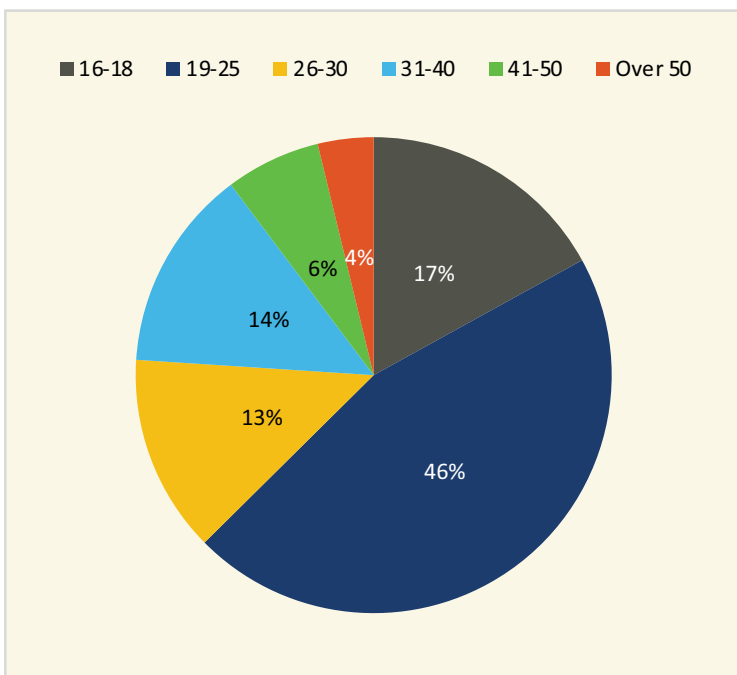
CNM combined developmental education levels and restructured instruction to enable students to move through at an accelerated pace. In addition, program entry requirements were changed to allow students to begin program course work while working on basic skills. CNM also implemented a new “Jumpstart” program that allows students to work on basic skills while also taking related college-level courses. For example, students can now enroll in MATH 0980 (a developmental math course) and MATH 1310 (a college-level math course) concurrently.

STUDENT ENROLLMENT BY GENDER AND ETHNICITY





DEVELOPMENTAL EDUCATION STUDENT ENROLLMENT BY AGE

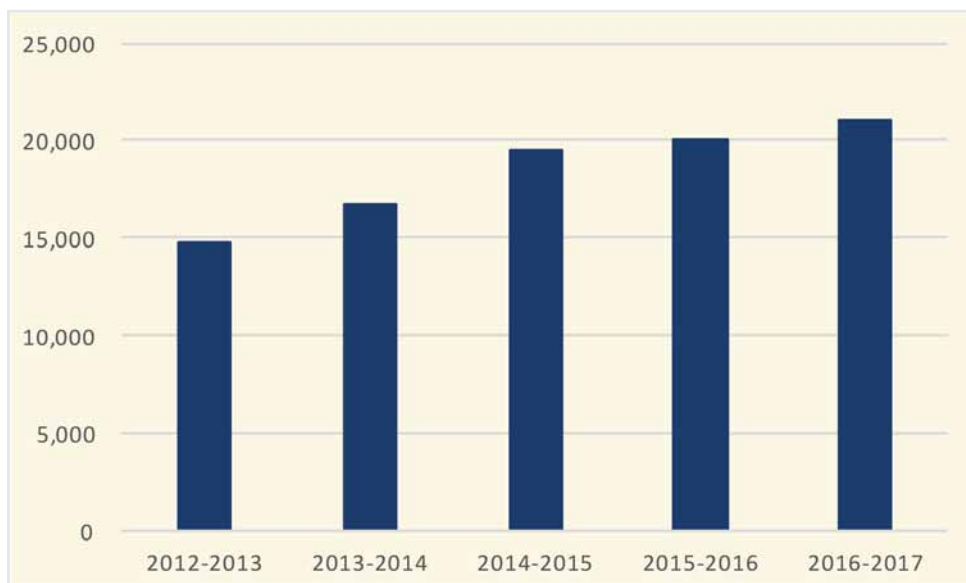




DISTANCE LEARNING

Distance learning at CNM includes online, hybrid and blended delivery of course content.

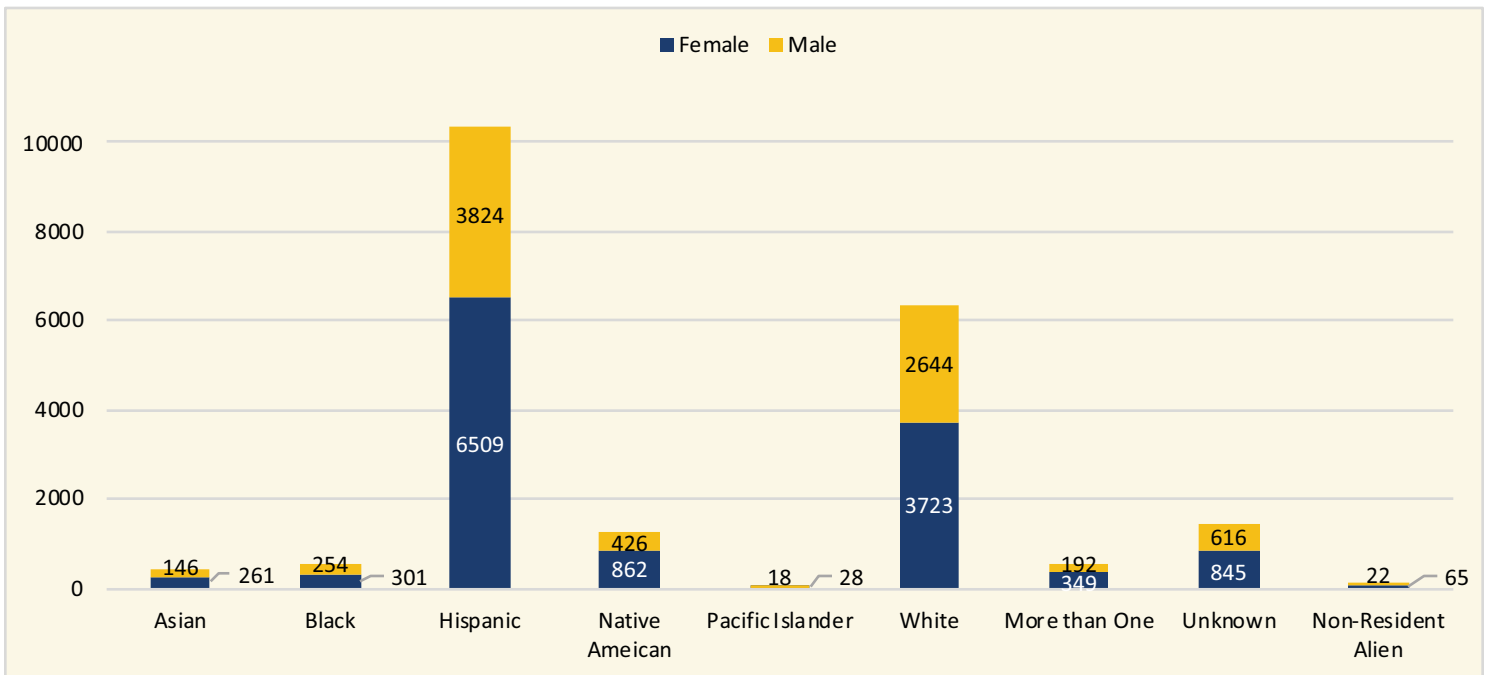
STUDENT FIVE-YEAR ENROLLMENT




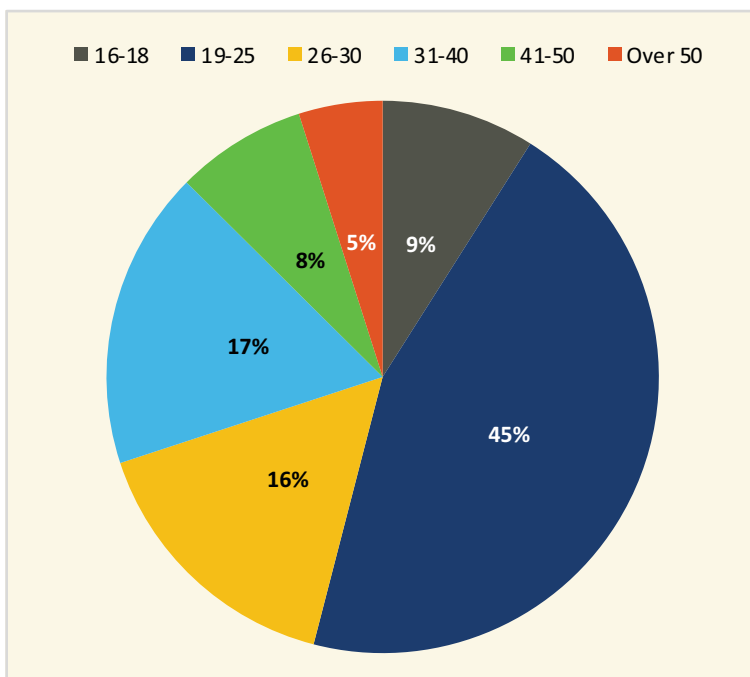
DISTANCE LEARNING ENROLLMENT OVER TIME

Fiscal Year	2012-2013	2013-2014	2014-2015	2015-2016	2016-2017
Number of Contact Hours	14,745	16,769	19,439	20,070	21,085

STUDENT ENROLLMENT BY GENDER AND ETHNICITY



STUDENT ENROLLMENT BY AGE

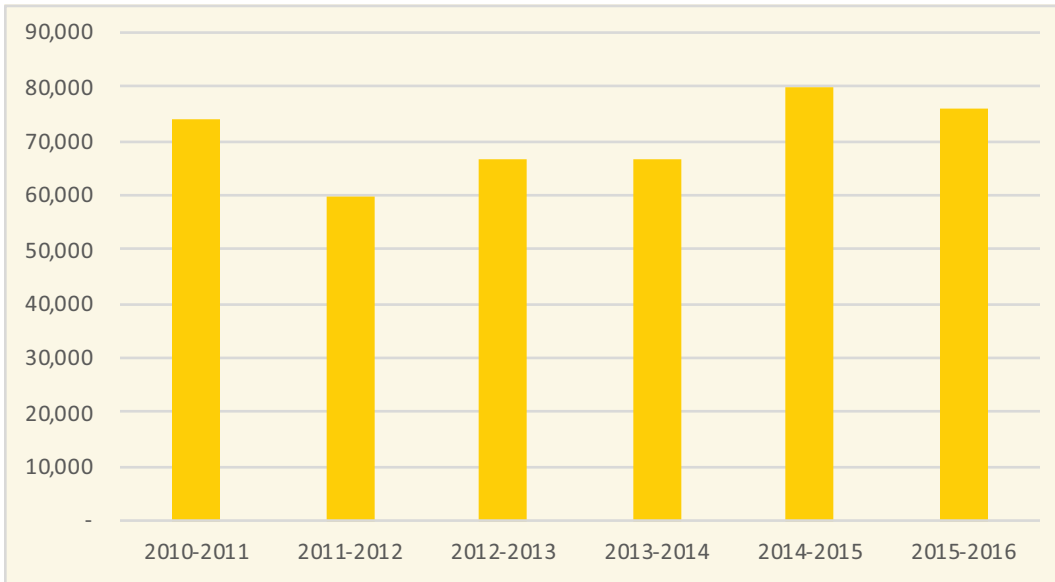


“CNM helped me get there by building my foundation.”

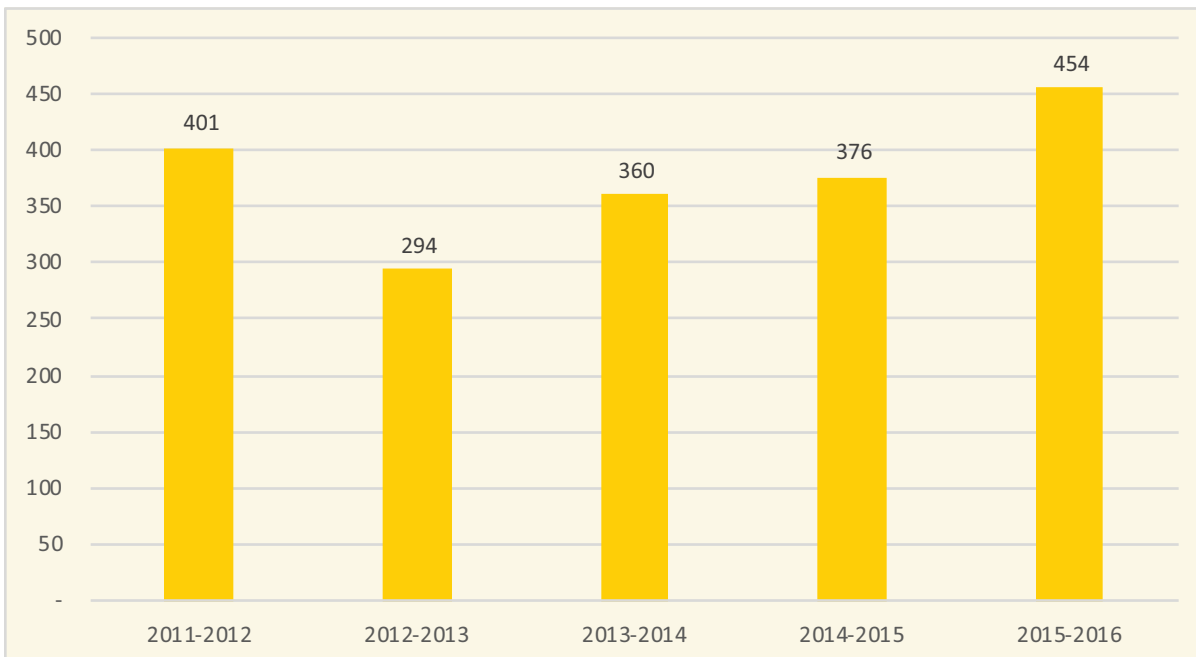
CNM INGENUITY, INC

is a nonprofit that helps Central New Mexico Community College pursue cooperative ventures in technology and entrepreneurship.

NUMBER OF CONTACT HOURS FOR PARTICIPANTS



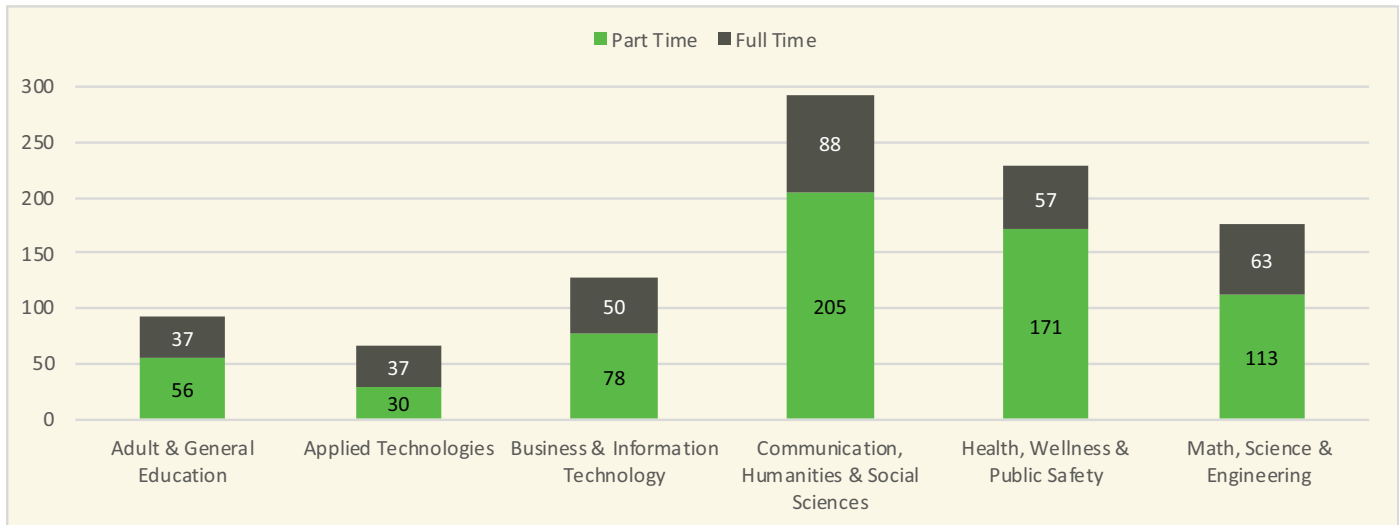
NUMBER OF BUSINESS UNITS SERVED



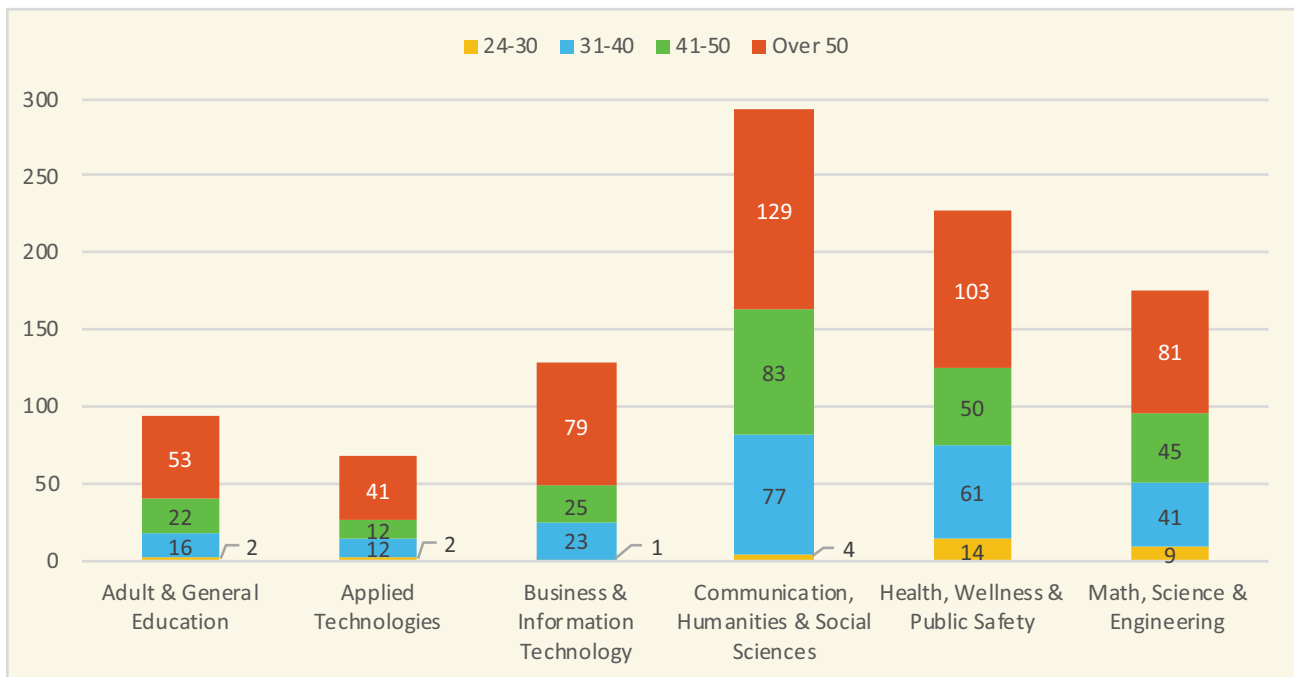
FACULTY

All employee information is based on CNM's official reporting date of November 1, 2016. As of this date, CNM employed 986 faculty members. Of these, 67% were White, 66% were part-time instructors and 59% were female. The average age was 50, and the average years of service was 6.8.

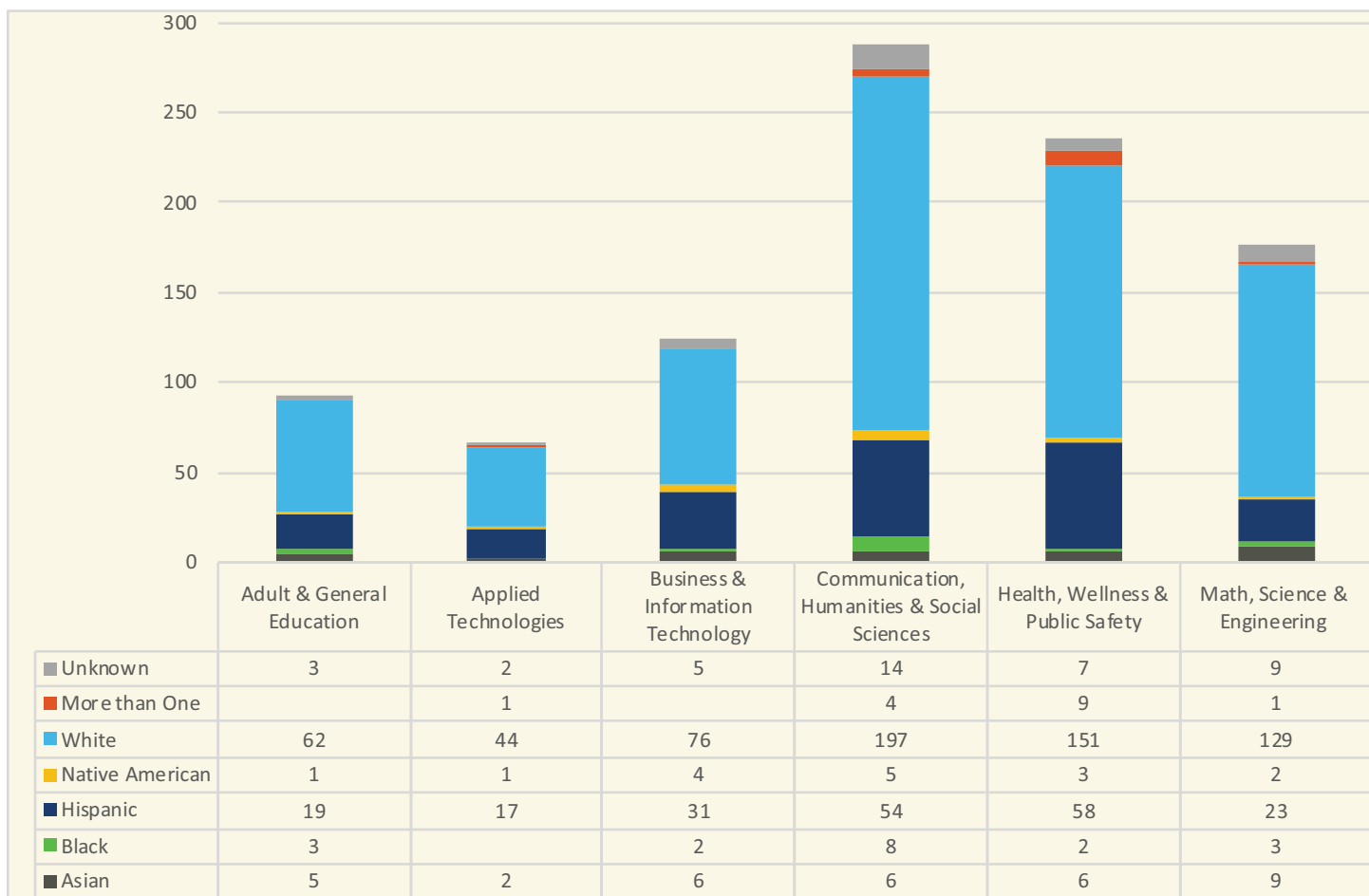
FULL-TIME AND PART-TIME BY SCHOOL



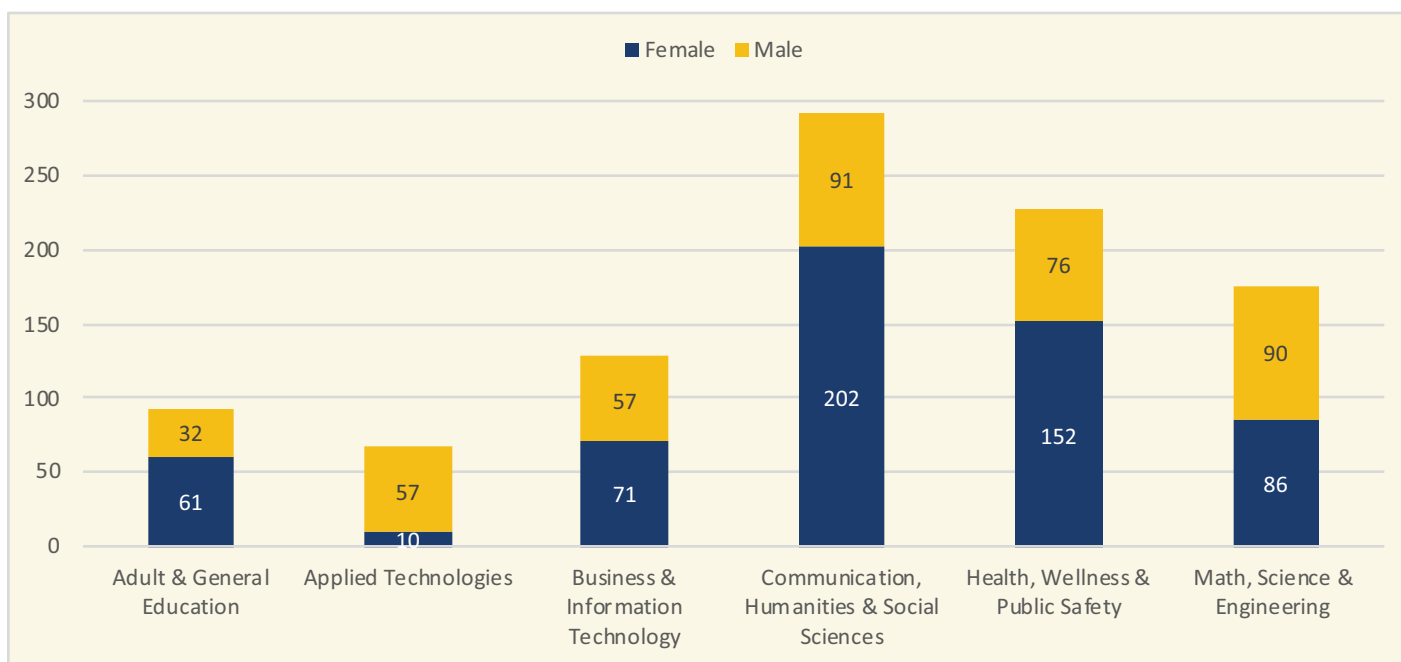
FACULTY BY SCHOOL: AGE



FACULTY BY SCHOOL: ETHNICITY

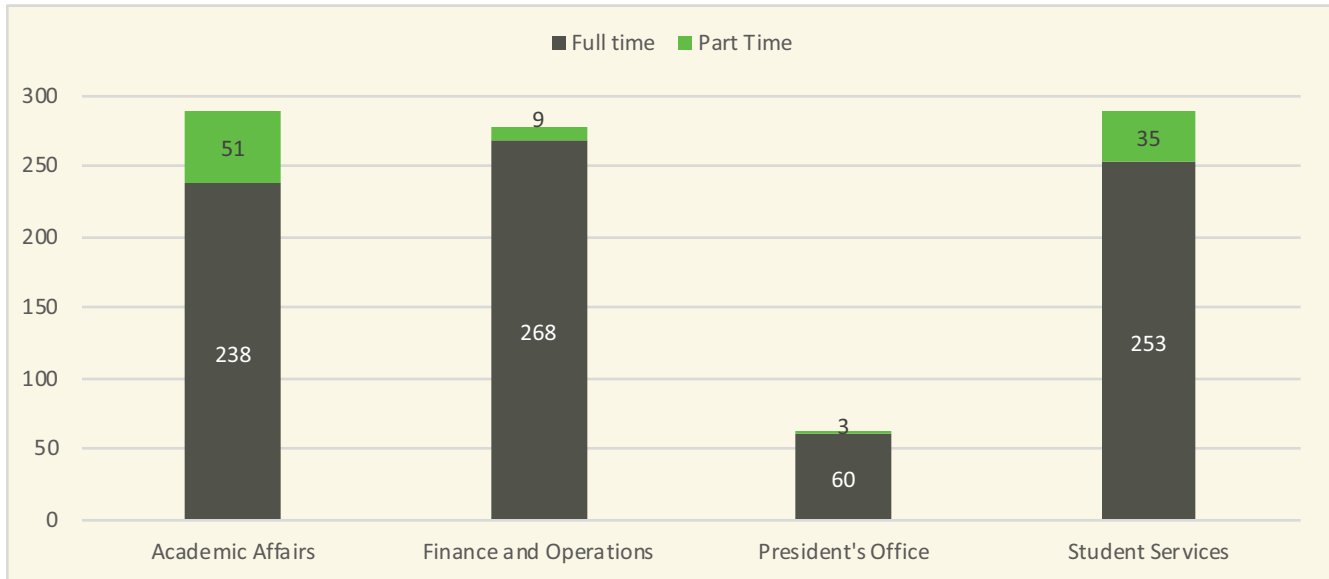


FACULTY BY SCHOOL: GENDER

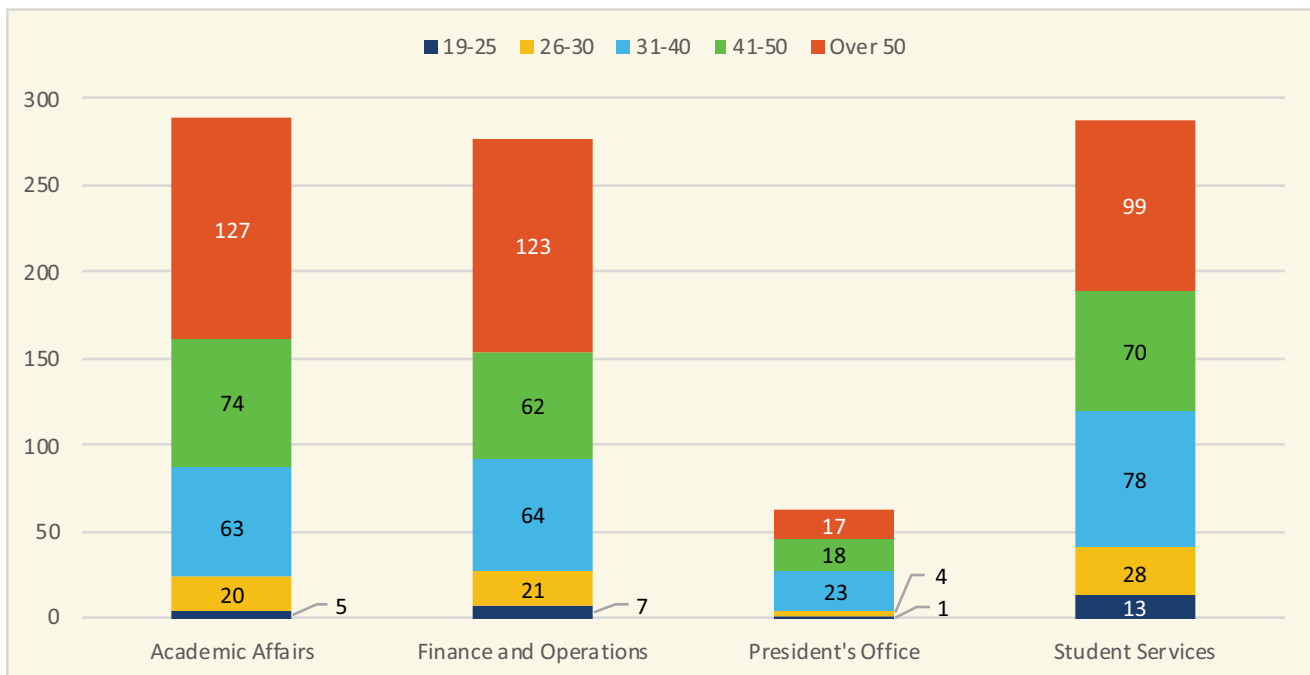


STAFF

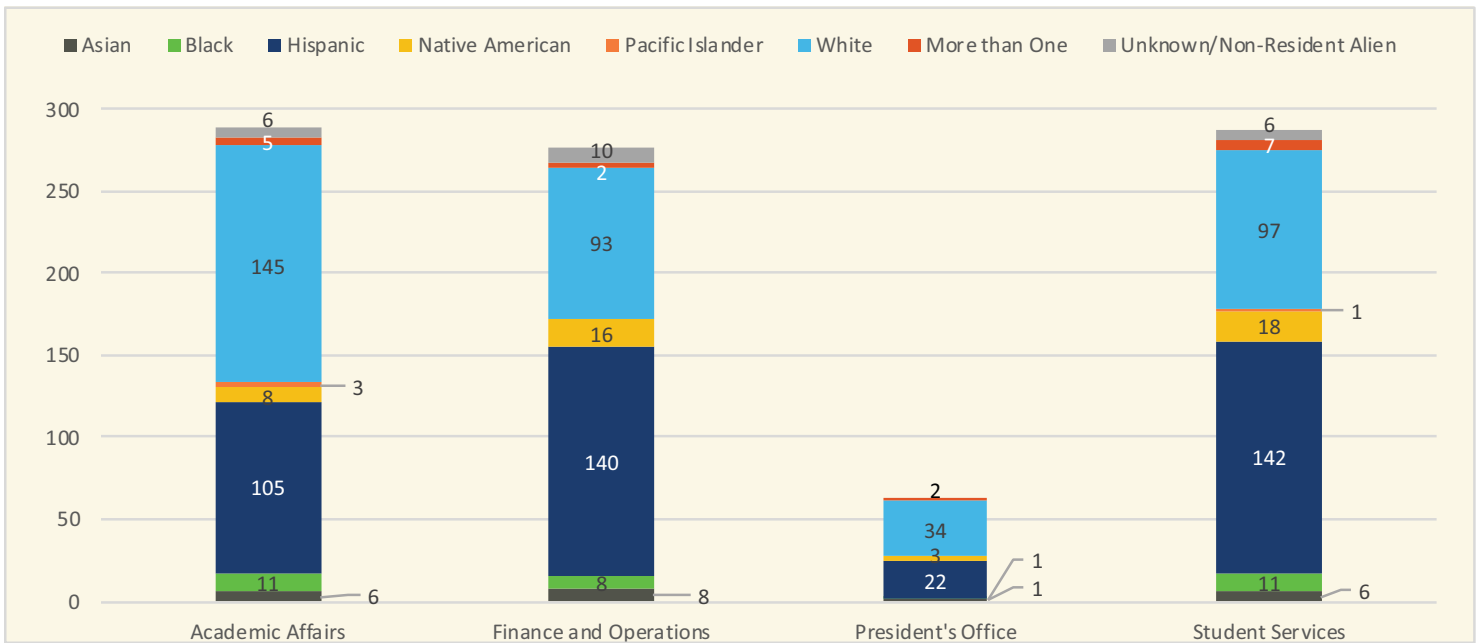
FULL-TIME AND PART-TIME BY DEPARTMENT



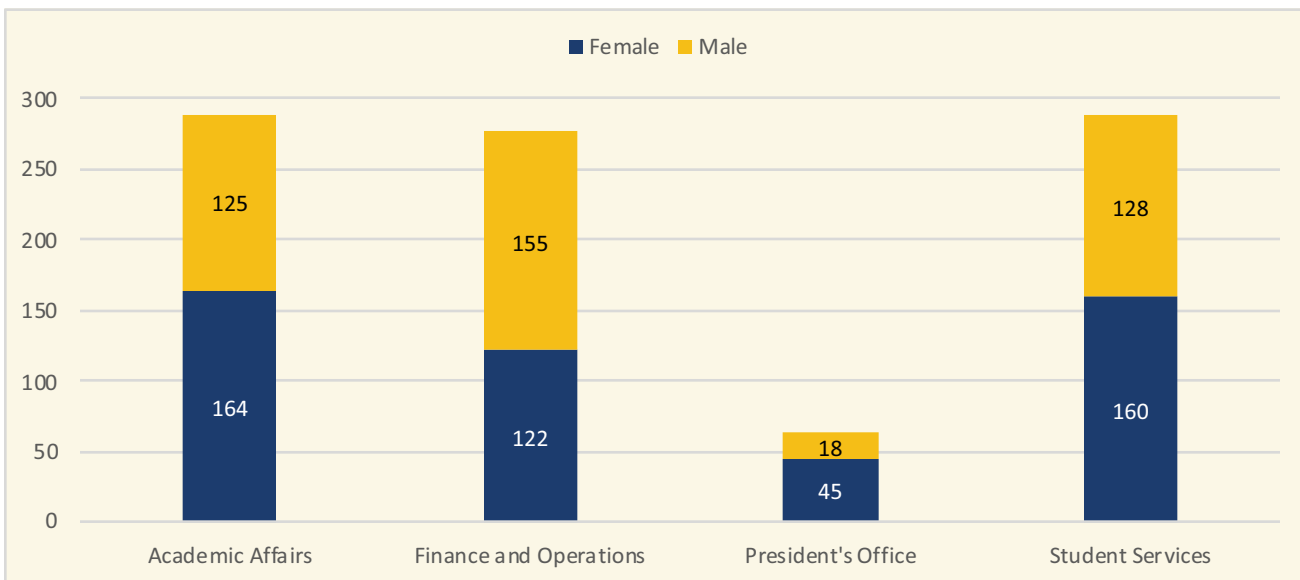
STAFF BY DEPARTMENT: AGE



STAFF BY DEPARTMENT: ETHNICITY



STAFF BY DEPARTMENT: GENDER





LOCATIONS

CAMPUS	ACREAGE	BUILDING GSF
Advanced Technology Center	20.78	181,675
Main	75.8	1,006,119
Montoya	43.15	247,434
WTC	8.5	69,164
South Valley	7.8	46,570
West Side	107.9	226,654
Rio Rancho	40	67,016
Total	303.93	1,844,632

CNM ENROLLMENT

CREDIT AND NON-CREDIT ENROLLMENT¹ BY TERM

Academic Year 2016-2017	SUMMER 2016	FALL 2016	SPRING 2017
Credit Headcount^{1,2} Totals			
Applied Technologies	997	2209	2117
Business & Information Technology	2850	5069	4634
Communication, Humanities & Social Sciences	3384	6448	6017
Health, Wellness & Public Safety	2910	5668	5573
Math, Science & Engineering	2785	3963	3517
No College Designated	1449	1401	1354
TOTAL CREDIT HEADCOUNT	14,375	24,758	23,245
Dual Credit Enrollment ³	807	3462	3003
Non-Credit Headcount Totals			
Adult Education	1421	1419	1170
CNM Ingenuity, Inc.	1324	1394	1310
TOTAL NON-CREDIT HEADCOUNT⁴	2,745	2,813	2,480
GRAND TOTAL HEADCOUNT⁵	17,136	27,594	25,725

¹Based on census headcount.

²Based on student's declared program of study.

³Dual Credit enrollment students are also reported in the overall totals. Dual Credit students are high school students taking CNM credit classes.

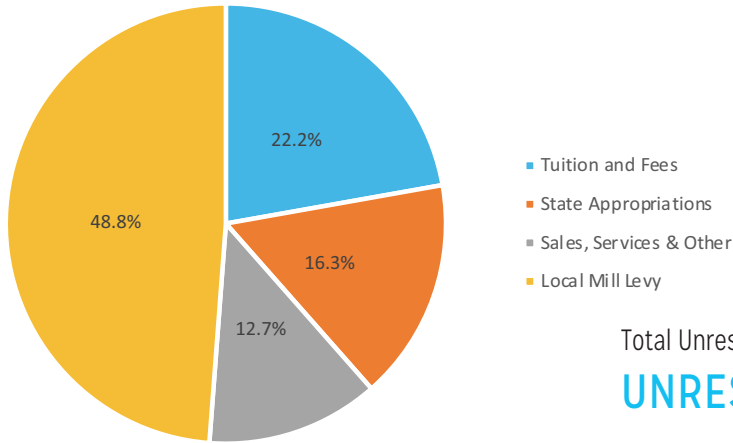
⁴May contain some duplication between non-credit areas.

⁵May contain some duplication.

CNM BUDGET FOR FISCAL YEAR 2016-2017

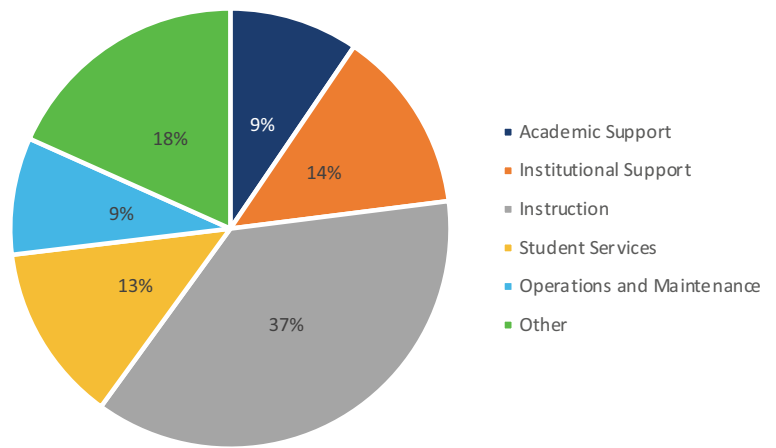
Total Unrestricted Revenues is \$134.3 million

UNRESTRICTED CURRENT REVENUES



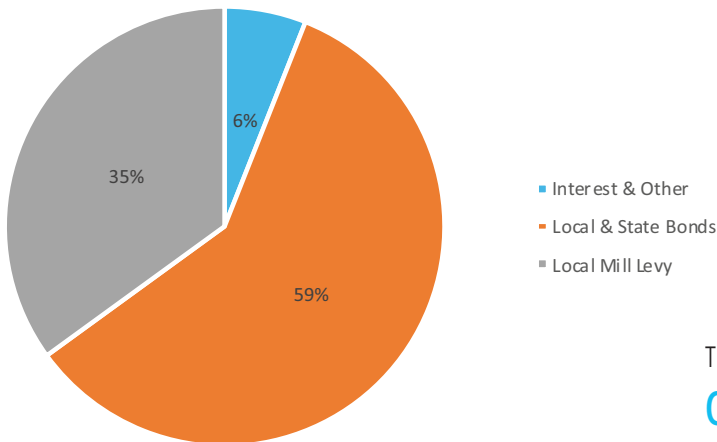
Total Unrestricted Expenditures is \$134.7 million

UNRESTRICTED CURRENT EXPENDITURES



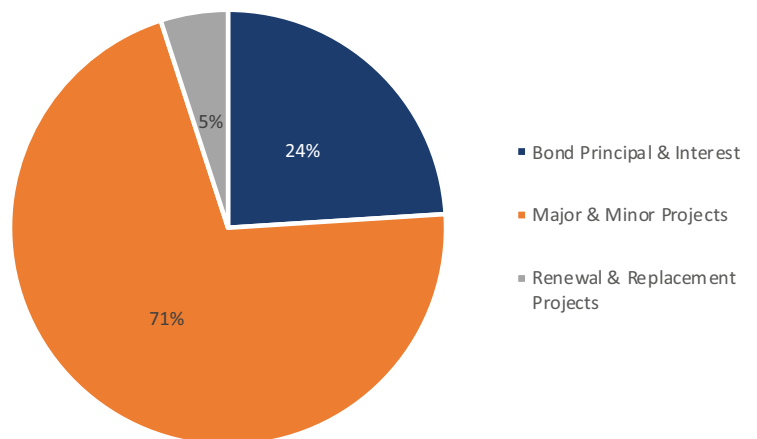
Total Capital Outlay Revenues is \$50.3 million

CAPITAL OUTLAY REVENUES



Total Capital Outlay Expenses is \$43.6 million

CAPITAL OUTLAY EXPENDITURES



TUITION AND FEES

ACADEMIC AND TRANSFERABLE CAREER-TECHNICAL COURSES

TUITION	ACADEMIC YEAR					
	2012-2013	2013-2014	2014-2015	2015-2016	2016-2017	2017-2018
NEW MEXICO RESIDENTS IN-DISTRICT AND OUT-OF-DISTRICT						
ACADEMIC AND TRANSFERABLE CAREER-TECHNICAL COURSES						
Cost Per Credit Hour ¹	\$48.25	\$49.50	\$50.00	\$51.00	\$52.00	\$54.00
Cost for 12-18 Credit Hours	\$579.00	\$594.00	\$600.00	\$612.00	\$624.00	\$648.00
CAREER-TECHNICAL AND DEVELOPMENTAL COURSES						
Cost Per Credit Hour ¹	\$10.50	\$14.00	\$18.00	\$25.50	\$32.00	\$40.00
Cost for 12-18 Credit Hours	\$126.00	\$168.00	\$216.00	\$306.00	\$384.00	\$480.00
NON-NEW MEXICO RESIDENT²						
Cost for 1-6 Credit Hours	\$48.25	\$49.50	\$50.00	\$51.00	\$52.00	\$54.00
Cost for 7-11 Credit Hours ³	\$263.00	\$270.00	\$270.00	\$270.00	\$276.00	\$287.00
Cost for 12-18 Credit Hours	\$3,156.00	\$3,240.00	\$3,240.00	\$3,240.00	\$3,312.00	\$3,444.00
Registration Fee	\$40.00	\$40.00	\$40.00	\$40.00	\$40.00	\$45.00
Technology /Facility Fee (per credit hour)	\$4.00	\$4.00	\$4.00	\$6.00	\$6.00	\$8.00

¹ Cost per credit hour for 1 to 11 credit hours or over 18 credit hours.

² The tuition costs listed are effective for Fall and Spring terms. For Summer terms, non-New Mexico residents pay the New Mexico Resident - In-District rates.

³ Also the cost per credit hour over 18 credit hours.

GRANTS AND CONTRACTS

ACADEMIC AND TRANSFERABLE CAREER-TECHNICAL COURSES

Fiscal Year	Number of Grants Awarded	Amount Received ¹
2011-2012	52	\$50,084,690
2012-2013	57	\$47,305,685
2013-2014	84	\$44,293,745
2014-2015	66	\$39,954,908
2015-2016	75	\$37,146,844
2016-2017	85	\$34,436,789

¹ Includes Student Financial Aid Grants

2016-2017		
FUNDING SOURCE	Number of Awards	Amount Received ¹
Federal Government	26	\$26,168,565
State Government	10	\$6,088,360
Local Government	5	\$68,517
Private	38	\$1,918,861
Sales of Educational Services	2	\$16,254
Other	4	\$176,231
Total Grants and Contracts	84	\$34,436,789

THE CNM FOUNDATION, INC.

FISCAL YEARS 2015-2016 AND 2016-2017

STATEMENT OF REVENUES, EXPENSES AND CHANGES IN ASSETS		
OPERATING REVENUES:	FY 15-16	FY 16-17
Gifts and pledges	\$697,017	\$923,933
Grant revenue	\$467,020	\$230,208
Total operating revenues	\$1,164,037	\$1,154,141
OPERATING EXPENSES:		
Contributions to CNM:		
Scholarships	\$531,613	\$398,685
Program support	\$695,992	\$377,482
Equipment and supplies	\$110,962	\$180,015
Fund raising	\$87,722	\$82,650
General and administrative	\$8,004	\$11,866
Salary Support	\$0	\$0
Uncollectible pledges	\$2,283	\$7,821
Total operating expenses	\$1,309,034	\$1,058,519
Operating income (loss)	(\$272,539)	(\$95,622)
NONOPERATING REVENUES (EXPENSES):		
Investment income	\$298,646	\$749,922
Investment management fees and taxes	(\$45,975)	(\$58,607)
Total nonoperating revenues	\$252,671	\$691,315
CONTRIBUTIONS TO PERMANENT ENDOWMENTS:		
Gifts and pledges	\$270,879	\$681,423
Change in net assets	\$251,011	\$1,468,360
Net assets, beginning of year	\$8,463,515	\$8,714,526
Net assets, end of year	\$8,714,526	\$10,182,886

THE CNM FOUNDATION, INC.

FISCAL YEARS 2015-2016 AND 2016-2017

STATEMENT OF NET ASSETS		
ASSETS		
CURRENT ASSETS:	FY 15-16	FY 16-17
Cash and cash equivalents - unrestricted	\$52,827	\$35,419
Cash and cash equivalents - restricted	\$1,169,766	\$829,474
Pledges receivable - unrestricted, net		
Pledges receivable - restricted, net	\$252,042	\$752,124
Other receivable - unrestricted	\$25	\$5,027
Other receivable - restricted	\$10,628	\$12,312
Total current assets	\$1,485,288	\$1,644,055
Noncurrent assets:		
Investments - restricted	\$7,126,270	\$8,788,040
Pledges receivable - restricted, net	\$316,365	\$181,517
Total noncurrent assets	\$7,442,635	\$8,969,557
Total assets	\$8,927,923	\$10,613,612
LIABILITIES AND NET ASSETS		
CURRENT LIABILITIES:	FY 15-16	FY 16-17
Cash Overdraft		
Account Payable	\$2,945	\$4,574
Due to CNM	\$130,267	\$58,087
Due to CNM Ingenuity		\$36,500
Unearned Revenue	\$80,185	\$151,551
Total liabilities	\$213,397	\$250,712
NET ASSETS:		
Unrestricted	\$51,638	\$395,888
Restricted, expendable	\$2,359,160	\$3,108,036
Restricted, unexpendable	\$6,303,728	\$6,858,976
Total net assets	\$8,714,526	\$10,362,900
Total liabilities and net assets	\$8,927,923	\$10,613,612