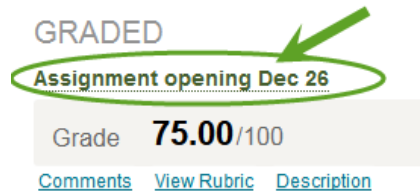
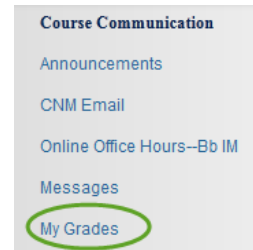


To view your Inline-graded Assignment

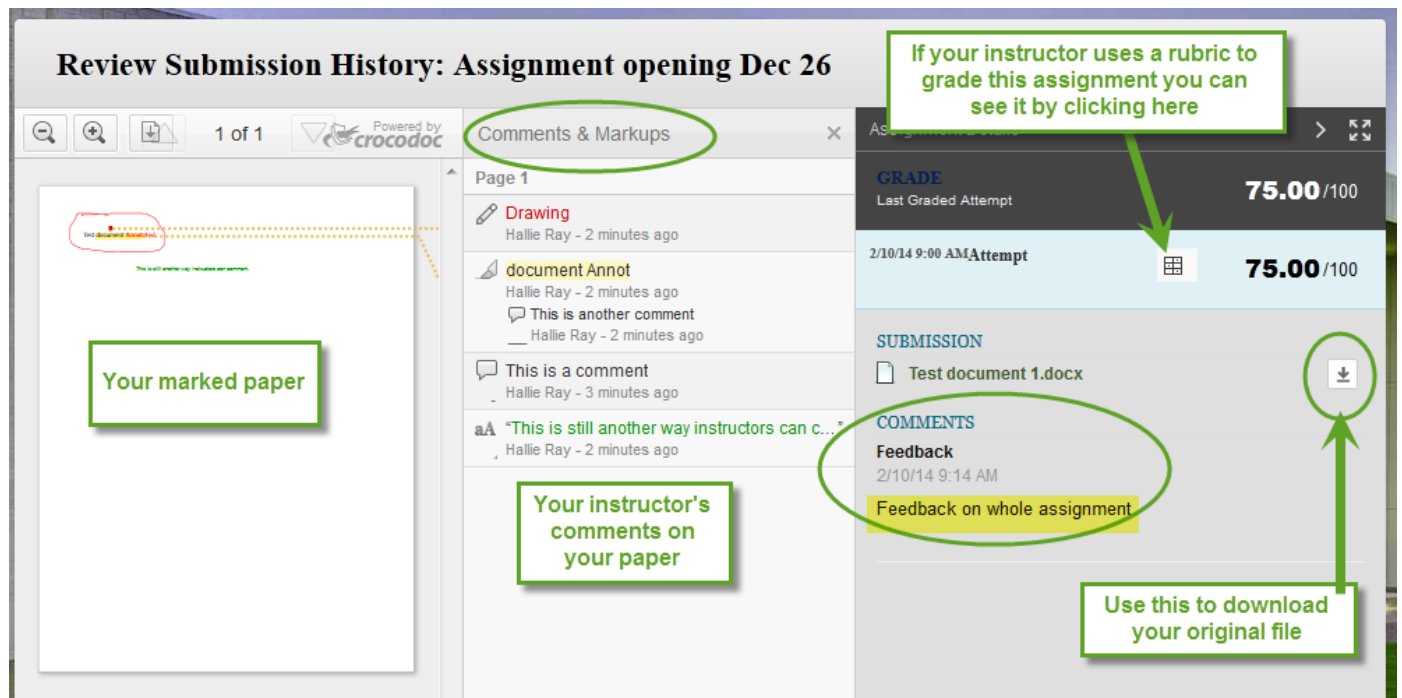
1. To view your grades, use the My Grades link in your course menu. Most commonly it will be in the Course Communication section.



2. To see details of your graded work, click on the name of the graded item.

3. The marked-up assignment will appear.

*Note that if you submitted your assignment using the text box, or as a .rft file, this feature will **not** work. If you instructor accepts work that way, only comments in the Feedback box at the right, in any associated Rubric, and the score, will show.*



A screenshot of the 'Review Submission History' interface for 'Assignment opening Dec 26'. The interface is divided into several sections:

- Left Panel:** Shows 'Your marked paper' with a green box.
- Comments & Markups Panel:** Contains a list of comments and annotations. A green box highlights the text 'Your instructor's comments on your paper'.
- Grade Panel:** Shows the grade '75.00/100' and a 'Last Graded Attempt' of '2/10/14 9:00 AM Attempt' with a score of '75.00/100'. A green box with an arrow points to the '75.00/100' score, containing the text: 'If your instructor uses a rubric to grade this assignment you can see it by clicking here'.
- Submission Panel:** Shows 'SUBMISSION' details, including 'Test document 1.docx' and a download icon. A green box with an arrow points to the download icon, containing the text: 'Use this to download your original file'.
- Comments Panel:** Shows 'COMMENTS' and 'Feedback' details, including 'Feedback on whole assignment'. A green box highlights this section.

4. Rubrics: If your instructor uses a Rubric to grade your work, the grades and any feedback will appear in a popup window. To go back use the Exit button at the top. Note that you may have sliders to allow you to navigate through the full rubric.

Rubric Detail
 You can interact with a rubric to grade in *Grid View* or *List View*. [More Help](#)

Name: Practice Shell new version
 Description: Rubric for modifications of the new DL Classroom Shell

Grid View | List View

	No credit	Some Work is Needed	Criteria met	Very Good!
Welcome page	0 (0%) No edits made	5 (5%) Some edits made, but technical problems or insufficiencies exist	8 (8%) All red text items have been replaced with appropriate content	10 (10%) Additionally, a customized graphic or banner has been created and properly deployed Feedback: Good!
Start Here page	0 (0%) No edits made	5 (5%) Some edits made, but technical problems or insufficiencies exist Feedback: Poor!	8 (8%) All red text items have been replaced with appropriate content, and syllabus is available as a .doc, .pdf or .rtf file	10 (10%) Syllabus is in .pdf format, and a link to the .pdf reader download is provided for students to use
Syllabus page	0 (0%)	5 (5%)		0 (0%)

5. If your paper and comments are too small to see easily, you have several controls to use.

Review Submission History: Assignment opening Dec 26

1 of 1 | Powered by crocodoc

Comments & Markups | Assignment Details

GRADE: 75.00/100
 Last Graded Attempt: 2/10/14 9:00 AM Attempt: 75.00/100

SUBMISSION: Test document 1.docx

COMMENTS: Feedback on whole assignment

Download your original paper

- Returning to normal view: Use the same icons you used above, in item #4, to return to the standard view.

