
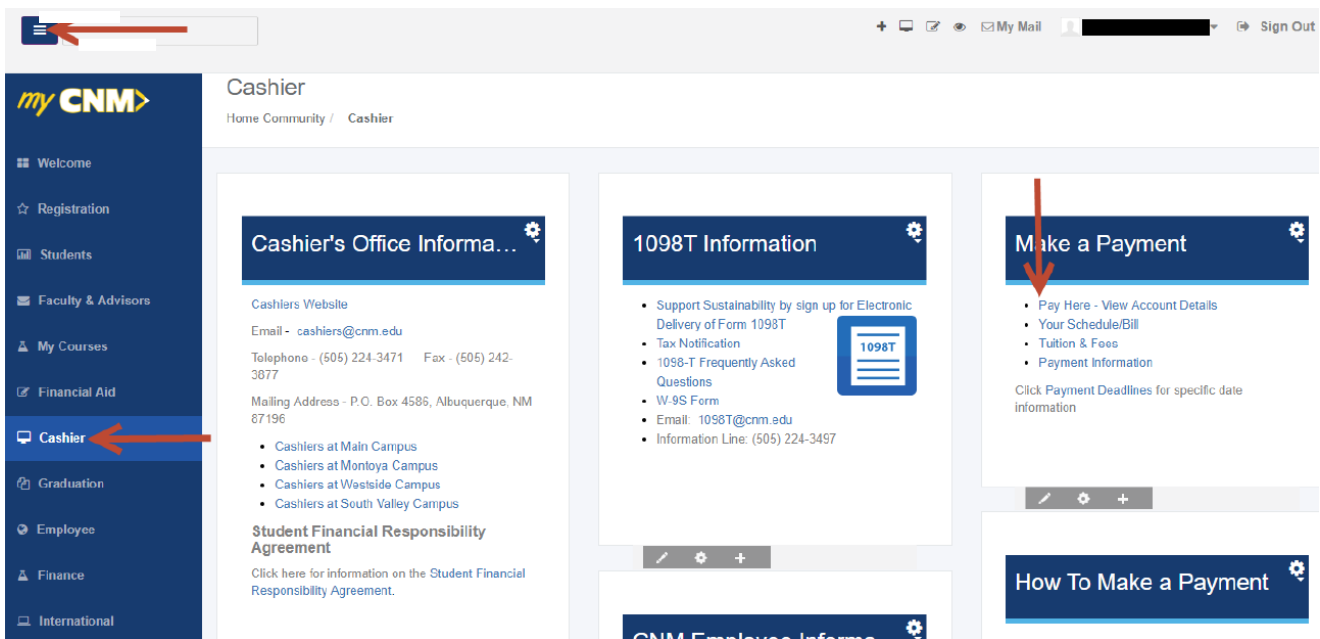


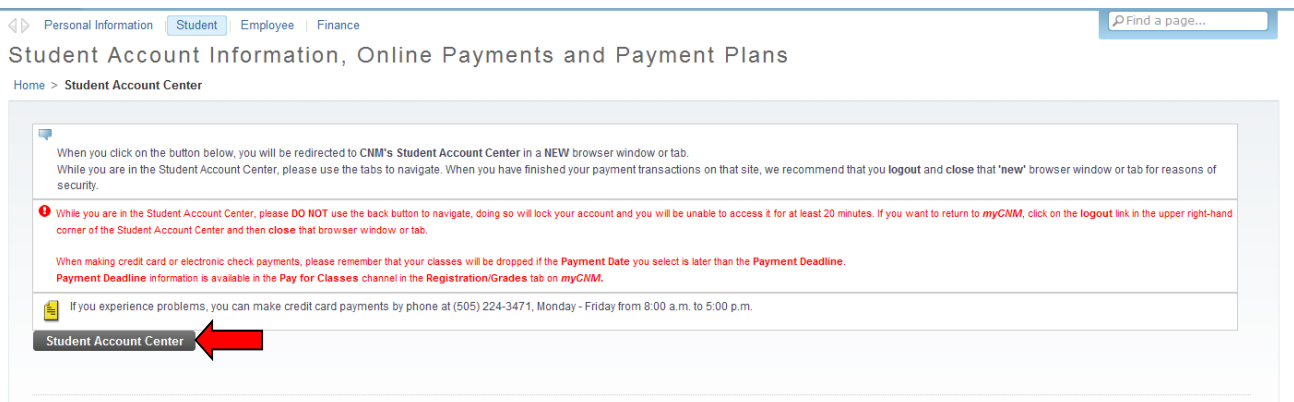
Begin by logging into your  at CNM.edu

Click on the Cashiers link. Then Click on Pay Here, in the Make a Payment box.

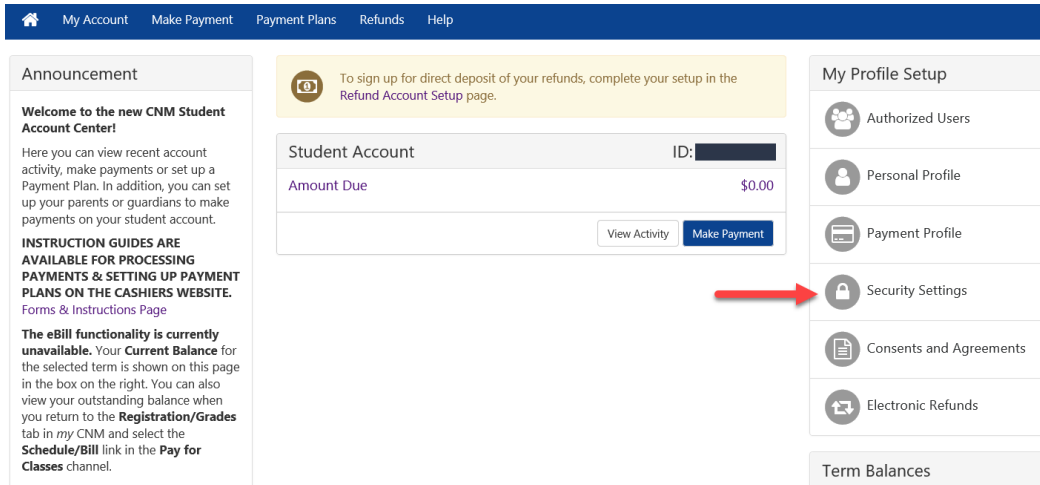
If the left side menu is not visible, click box  in upper left corner



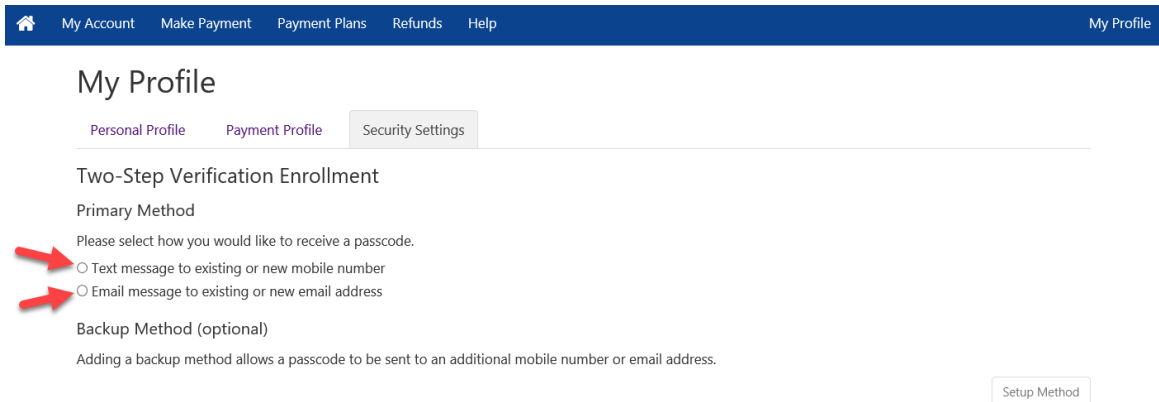
Click on the Student Account Center button



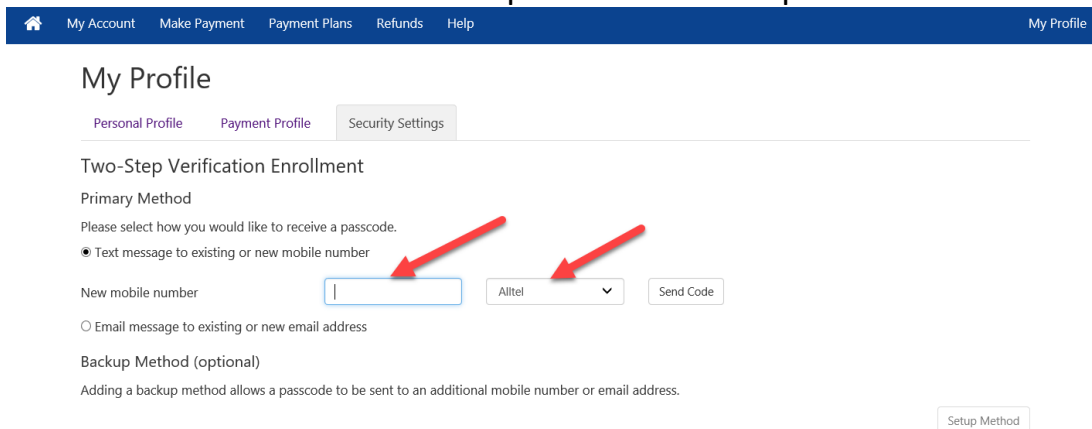
You will be redirected into the CNM Student Account Center in a new browser window.
Click on Security Settings



Choose between receiving a code via Text Message or via Email



If you choose to receive a code via Text Message: Enter phone number and choose your wireless carrier from the dropdown menu and press send code.



Enter the code in the text message and press verify.

FRM:no-reply@touchnet.com
SUBJ:Passcode
MSG:[035016](#) is your Central New Mexico Community College passcode.

Verify passcode

If you choose to receive a code via Email: Your current CNM email address will appear in the existing email addresses. You can select your CNM email address or enter a new email address. If you enter a new email, press Send Code button to receive a code to verify the change.

Two-Step Verification Enrollment

Primary Method

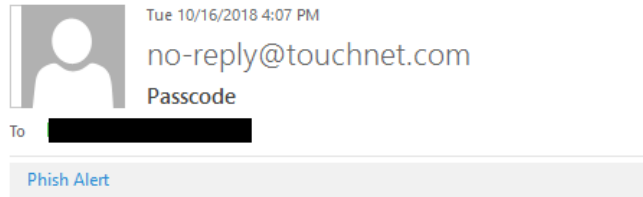
Please select how you would like to receive a passcode.

- Text message to existing or new mobile number
- Email message to existing or new email address

Existing email addresses

New email address

Enter the code that was sent to the new email address and press verify.



558982 is your Central New Mexico Community College passcode.

My Profile

[Personal Profile](#) [Payment Profile](#) [Security Settings](#)

Two-Step Verification Enrollment

Primary Method

Please select how you would like to receive a passcode.

- Text message to existing or new mobile number
- Email message to existing or new email address

Existing email addresses

New email address

Verify passcode

An email with your passcode has been sent, please verify.